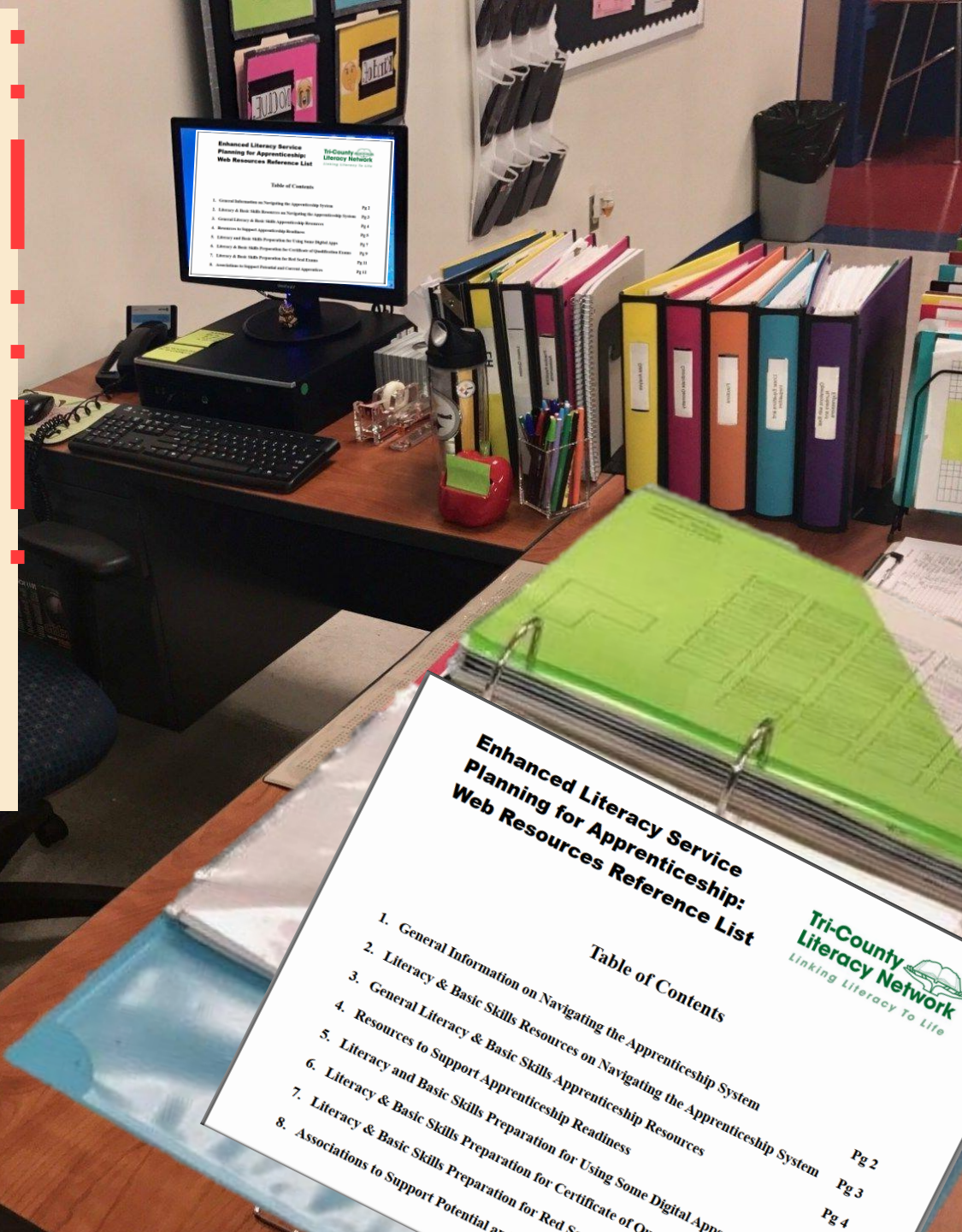


Useful Apprenticeship Web Resources for LBS Practitioners

Classroom Application of Tri-County Literacy Network's Enhanced Service Planning for Apprenticeship Web Resources Reference List

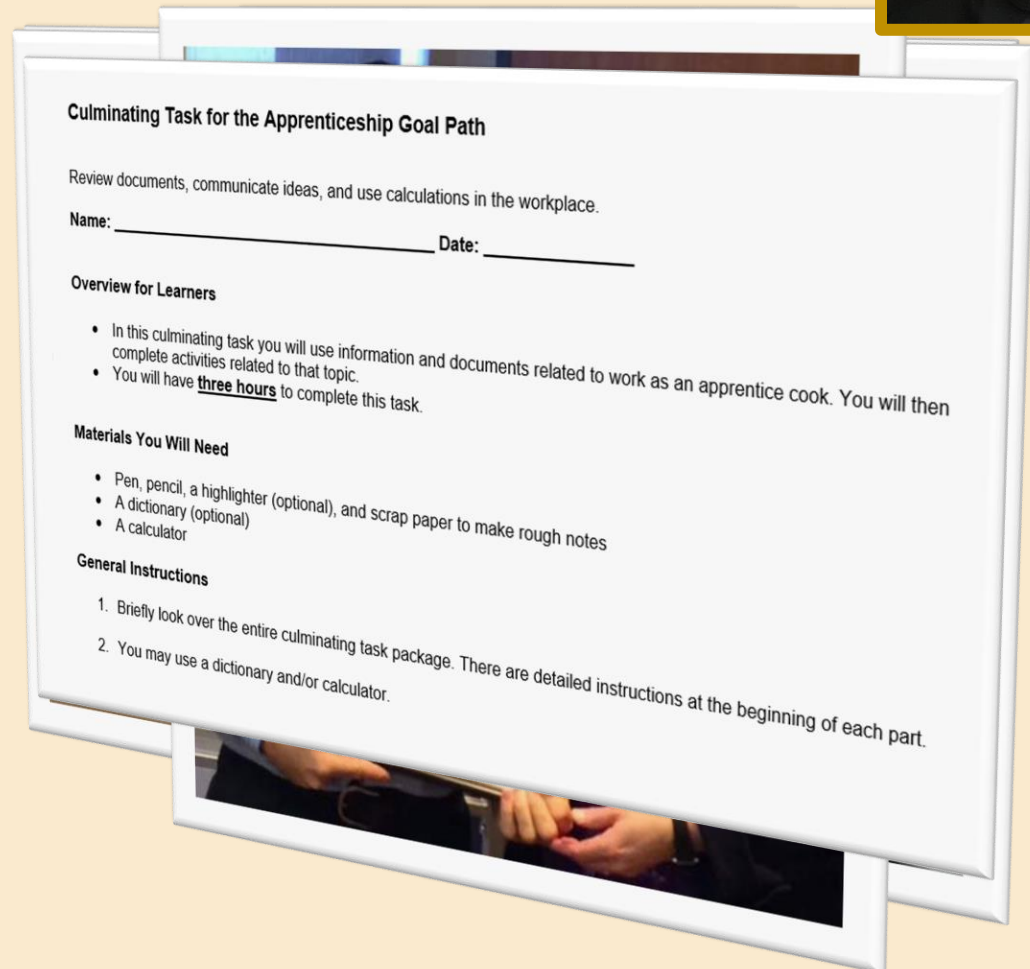
*This presentation has been
brought to you by Robert
Colicchia on behalf of the
Tri-County Literacy Network.*



Enhanced Literacy Service Planning for Apprenticeship: Web Resources Reference List		Tri-County Literacy Network Linking Literacy To Life
Table of Contents		
1. General Information on Navigating the Apprenticeship System		Pg 2
2. Literacy & Basic Skills Resources on Navigating the Apprenticeship System		Pg 3
3. General Literacy & Basic Skills Apprenticeship Resources		Pg 4
4. Resources to Support Apprenticeship Readiness		
5. Literacy and Basic Skills Preparation for Using Some Digital Apps		
6. Literacy & Basic Skills Preparation for Certificate of Occupancy		
7. Literacy & Basic Skills Preparation for Red Seal		
8. Associations to Support Potential Apprentices		

Who is Robert Colicchia?

- Bachelor of Communication Studies
- Master of Communication & Social Justice
- Bachelor of Education
- Literacy Instructor with the UHC – Hub of Opportunities, Windsor, ON, for nearly 20 years
- Taught many apprenticeship learners throughout the years
- 2015 = TCLN Lit & Learning Promotion Award
- 2024/25 = helped develop Apprenticeship Cook & Electrician Culminating Tasks & made the Enhanced Service Planning for Apprenticeship Web Resources Reference List



Presentation Objectives

- Show how to use Enhanced Service Planning for Apprenticeship Web Resources Reference List as an instructor with your learners
- Narrowed to sites that are most applicable in classroom with apprenticeship-bound learners


OF THE BEST
OF THE BEST
Apprenticeship Web Resources

Take Note



From my experience,

Most apprenticeship-bound learners already know the trade they want to pursue.



The Apprenticeship System in Ontario, pg. 3

<https://www.communityliteracyofontario.ca/skills-for-success/explore-the-ctao-hub-npl79>



Community
Literacy of Ontario


Apprenticeship Search, pg. 5

<https://www.apprenticesearch.com/>



Apprentice
search.com

- **Great starting points (or refreshers) for instructors & their learners**
- **Runs down the apprenticeship process and ensures learner knows what this entails**



ApprenticeSearch.com | Conn...

apprenticesearch.com


FRLog InSIGN UP

HOMEABOUT USABOUT TRADESNEWS & EVENTS BLOGSCONTACT USRESOURCES

Connecting Employers and Apprentices across Canada

Job title, keywords or company name

City



Register as a Job Seeker

Register as an Employer

Search

ENG US8:54 PM2025-02-04

Apprenticeship 101

<https://www.youtube.com/watch?v=dJvppRmjFk0>



2 Pre-Apprenticeship Training

- ✓ Quickly gather the knowledge needed to start an apprenticeship.
- ✓ Training is usually offered by colleges, unions and trade associations.
- ✓ Pre-apprenticeship programs may have different education requirements than other pathways.
- ✓ **Contact your local Employment Ontario office to find and enroll in a pre-apprenticeship program.**

Free hands-on training to gain skills and experience to prepare for an apprenticeship!

1. Build your reading, writing, math and other important skills for work, including the Skills for Success.
2. Gain safety certifications and basic level apprenticeship in-school training.
3. Learn the skills of the trade in an 8-12 week paid work placement.
4. Connect with a sponsor or sign an apprenticeship training agreement with the work placement employer to begin apprenticeship training.

Pre-Apprentice Pathway

Learners who complete a pre-apprenticeship program

- learn at no cost to them
- earn a wage during placement
- earn certifications and academic upgrading through safety training and essential workplace skills training
- may also earn level 1 trade school certification upon completion of the program

Video participants: Christine Ferguson, Koko Wyllie, Martin Wyant

- **Created for Literacy & Basic Skills practitioners**
- **Fully breaks down the process of apprenticing in Ontario**
- **Excellent review for instructors and learners going into apprenticing**

Skilled Trades Ontario's Trades Information Web Page, pg. 5



<https://www.skilledtradesontario.ca/about-trades/trades-information/>

View newly implemented Apprenticeship Training Standards by selecting a trade below.

- **Horticultural Technician (441C)** – as of September 6, 2022
- **Heavy Equipment Operator – Tractor Loader Backhoe (636A)** – as of March 13, 2023
- **Heavy Equipment Operator – Excavator (636B)** – as of March 13, 2023
- **Heavy Equipment Operator – Dozer (636C)** – as of March 13, 2023
- **Powerline Technician (434A)** – as of April 17, 2023
- **Developmental Services Worker (620D)** – as of May 8, 2023
- **Tool and Die Maker (431A)** – as of May 23, 2023

- **From this link, select a trade and then access:**
 - **Apprenticeship Training Standard Log Books**
 - **Apprenticeship Curriculum Standard (book)**
 - **Supplemental Resource Guide (for some trades)**
 - **Exam Counselling Sheet**
 - **Whether this trade needs a Certificate of Qualification or not**
 - **And more depending on the trade**



Newsroom

Contact us

Français(French)



About us

About trades

Apprenticeship

Experienced workers

Certification

Resource Hub

Public Register

STO Portal

Trades information

Home / About trades / Trades information

Find trade information and apprenticeship resources, such as training standards and curriculum standards, by searching for and

Check Trade



Search



ENG
US



6:15 PM
2025-02-12

Training and Working in the Skilled Trades, pg. 1

<https://www.communityliteracyofontario.ca/skills-for-success/training-and-working-in-the-skilled-trades>

If you know the name of the trade you want to learn about, you can enter it here. Then click the "search" button.

Find trade information and apprenticeship resources, such as training standards and curriculum standards, by searching for and selecting a trade below.

[Read the definitions to learn about the terms used in the table.](#)

Please note: Some of the documents describing trades including training standards may still refer to the Ontario College of Trades (the College), which has ceased operations and has been replaced by **Skilled Trades Ontario**. These documents are now being revised to reflect this change to the skilled trades system in Ontario. All other information contained in these documents continues to be relevant and accurate.

This table is currently being updated to reflect legislative changes and to correct content errors. We are working to address these as quickly as possible and apologize for any inconvenience.

Search for a Trade


Enter search term

Search

This section lists every recognized trade in Ontario. To learn more about a trade, click the "View Details" button.

There are ten pages of trades. To move to the next page, you can click the page number or the "next" button.

Your Search Returned 144 Matches

Trade Name	Trade Code	Classification	Exam	Red Seal	Trade Details
Aboriginal Child Development Practitioner	620B	Non-compulsory	No		View Details →
Agricultural - Dairy Herdsperson	640D	Non-compulsory	No		View Details →
Auto Body Repairer	310Q	Compulsory	Yes		View Details →
Automotive Electronic Accessory Technician	310K	Compulsory	Yes		View Details →
Automotive Glass Technician	274L	Non-compulsory	No		View Details →
Automotive Painter	410M	Non-compulsory	Yes		View Details →


1 2 3 ... 10

Next →

- Page 10 and on (of this resource) guides you on how to navigate the Skilled Trades Ontario web site in order to find a specific trade as well as its Apprenticeship Training Standard Log Book.

Training and Working in the Skilled Trades

communityliteracyofontario.ca/skills-for-success/training-and-working-in-the-skilled-trades



Home About Resources Literacy Membership Projects Contact

DONATE

Apprenticeship


Training and Working in the Skilled Trades

Skills for Success

Notes

“Training and Working in the Skilled Trades” is an original resource created for Community Literacy of Ontario as part of the provincial Skills for Success initiative. This resource:

Search



ENG US 6:57 PM 2025-02-25

Task-Based Activities for LBS, pg. 4

<https://taskbasedactivitiesforlbs.ca/>



- **Collection of OALCF aligned resources available in Word and PDF formats**
- **Fully searchable by stream, goal path, and/or level**
- **Quick & easy way to find relevant task-based activities that are already ready for use in an LBS classroom**

[Refrigeration and Air Conditioning Mechanic Career Exploration](#)


Rating: ☆☆☆☆☆
No votes yet

Comments: 0

A learner, considering the Refrigeration and Air Conditioning Mechanic Apprenticeship program, explores the skills learner may also use this information to decide which skills need...

Goal Path: Employment, Apprenticeship, Secondary School Credit

Word File:  [RefrigerationAirConditioningMechanic_Career_Exploration_EASS_A1.2_A2.2_B1.2_B3.2a_C4.1_D](#)

PDF - Practitioner's Version: 

[RefrigerationAirConditioningMechanic_Career_Exploration_EASS_A1.2_A2.2_B1.2_B3.2a_C4.1_D2_E1.pdf](#)

Date Added: Monday, June 1, 2015

Tags:

[Refrigeration and Air Conditioning Product Knowledge](#)

Rating: ☆☆☆☆☆
No votes yet

Comments: 0

Understand how to use the internet to search a video-sharing website to locate and use information related to prod

Goal Path: Apprenticeship

Word File:  [RefrigerationAirConditioningProductKnowledge_A_A3_B2.1_D2.doc](#)

PDF - Practitioner's Version:  [RefrigerationAirConditioningProductKnowledge_A_A3_B2.1_D2.pdf](#)

Date Added: Monday, June 1, 2015

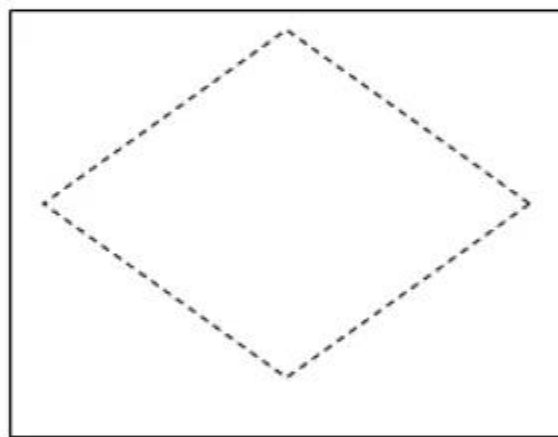
Task Title: Calculate Flower Bed Materials and Cost

Learner Information and Tasks

As a worker at a Garden Centre you must be able to help people to plan their gardens - from picking the appropriate plants, to calculating how much soil or mulch they will need, to figuring out how many plants are needed in a certain area, to calculating the final cost. You should be able to help the customers work within their budgets.

Task 1: A customer wants to make a flower bed in the following shape at the back of her house. The garden measures 4.8 m by 8.4 m.

- Calculate the area of the flower bed.
- Calculate the number of full bags of mulch required to cover the bed. Each bag covers 3.5 to 4 m^2 .
- Calculate the cost of the mulch you will be purchasing. Each bag of mulch costs \$3.50.
- Calculate the amount of top soil needed to spread 10 cm deep on the whole bed.
- How many bags of topsoil will she need to buy if each bag contains 0.35 m^3 ?
- Calculate the total cost of the topsoil. Each bag of topsoil costs \$2.79. Be sure to include HST (13%).



Task 2: The customer purchases the following plants for the flower bed:

Automotive painters need to determine the correct paint colour to repaint vehicles by matching the code on the label with the code on the paint order chart.











Look at the paint label and the "Paint Order Codes."

Learner Information and Tasks:

Task 1: A Volkswagen has been brought in with some minor accident damage. Which is the correct colour needed to complete the repair?



Paint Order Codes

Chip	Colour Code(s)	Colour Description
	0A, 0A0A, LB5K	Reef Blue Metallic
	0B, 0B0B, LP7W	Moon Rock Grey Metallic
	2R, 2R2R, 9046, LG7V	Platinum Grey Metallic
	2T2T, LC9X	Deep Black Pearl
	4Q4Q, LH8Z	Toffee Brown Metallic
	8E, 8E8E, LA7W	Reflex Silver Metallic
	9010, A1A1, L041	Black
	9021, 9930, B4, B4B4, LB9A	Candy White
	G2G2, LY3D	Tornado Red
	LB1B, T1T1	Sunflower Yellow

Literacy Resources and Discussion Forum Skills for Success Resources, pg. 4

<https://lbsresourcesandforum.contactnorth.ca/mod/data/view.php?id=59>
<https://sites.google.com/laubach-on.ca/lbs-sfs-cop/home>



Community
Literacy of Ontario



RES: Apprenticeship (SFS)

lbsresourcesandforum.contactnorth.ca/mod/data/view.php?id=208&rid=677

Literacy Resources and Discussion Forum

You are currently using guest access (Log in)

Resource: Masonry Math 2-The Next Step in Numbers

Author(s): Community Literacy of Ontario
Published: 2024
Funder(s): MLITSD

Annotation: Placeholder - to be posted when available.

This resource is one in a series of four focused on the masonry trade. It introduces the skilled trade of Brick and Stone Mason, outlines the pathways to this career, and reviews the various tools and equipment masons may use in their work.

This resource includes curriculum and an answer key.

URL: <https://www.communityliteracyofontario.ca/skills-for-success/masonry-math-1-and-2>

File(s):

Skills for Success:

Tags: apprenticeship SFS2 skilled trades

« 1 ... 27 28 29 30 31 32 33 34 35 36 ... 58 »

- **Collection of complete Skills for Success (SFS) courses ready to download and use**

Literacy Resources and Discussion Forum Skills for Success Resources, pg. 4

<https://lbsresourcesandforum.contactnorth.ca/mod/data/view.php?id=59>

<https://sites.google.com/laubach-on.ca/lbs-sfs-cop/home>



Community
Literacy of Ontario



Laubach Literacy Ontario


EXAMPLES:

College Sector Committee for Adult Upgrading (CSC)'s Food Services Preparation Modules Refresher (mathematics) series

Community Literacy of Ontario (CLO)'s Masonry Math Series

Dimensions

Masons work in three dimensions: width, height, and length. These dimensions are important because they help masons decide how many masonry units (e.g., bricks, concrete blocks, or stones) they need to build walls in the size the job requires.



The **width** is the distance from the front to the back of the brick or stone.


The **height** is the distance from the bottom to the top of the brick or stone.

The **length** is the distance from the side to the side of the brick or stone.

Example 1: A brick is 90 millimetres high, 190 millimetres wide, and 290 millimetres long.

Food Service Preparation Module 1 – Measurement Conversions

The following four examples will show you how to convert measurements between the metric and U.S./Imperial systems. You should be able to convert each metric weight unit to an U.S./Imperial weight unit and vice versa. The problem set in this section will provide you with practice in doing so. Fortunately, if you know or can find the conversion factor that equates the two units that you're converting between, the calculation process is very similar to the calculations that we've already completed above.



Example 1: Converting Metric Weight to U.S./Imperial Weight

Convert 235 grams to ounces: 235 g = ____ oz

Step 1: To calculate this conversion, we must use the conversion factor 1 oz = 28.4 g.




Photo and labels by L. Roque, Fleming College

RES: Appre xFood Servi xRefresher xRefresher xCLO Masonry Nx

CLO-SFS-2 x

Adobe Acrobat: PDF edit, convert, sign toolschrome-extension://efaidnbmnnnibpcajpcglclefindmkaj/https://...

ShareSign in

SKILLS FOR SUCCESS CURRICULUM RESOURCE

COMMUNITY LITERACY OF ONTARIO

CURRICULUM RESOURCE

Masonry Math 1: Measurements and Calculations

OALCF ALIGNMENT

Competency	Task Group	Level
Competency A - Find and Use Information	A1. Read continuous text	2
Competency A - Find and Use Information	A2. Interpret documents	2
Competency B - Communicate Ideas and Information	B3. Complete and create documents	2
Competency C - Understand and Use Numbers	C3. Use measures	2

Goal Paths (check all that apply)

☐ Employment☒ Apprenticeship☐ Secondary School Credit

☐ Postsecondary☐ Independence

Embedded Skills for Success (check all that apply)

☐ Adaptability☐ Collaboration

☒ Numeracy☒ Problem Solving

1

19

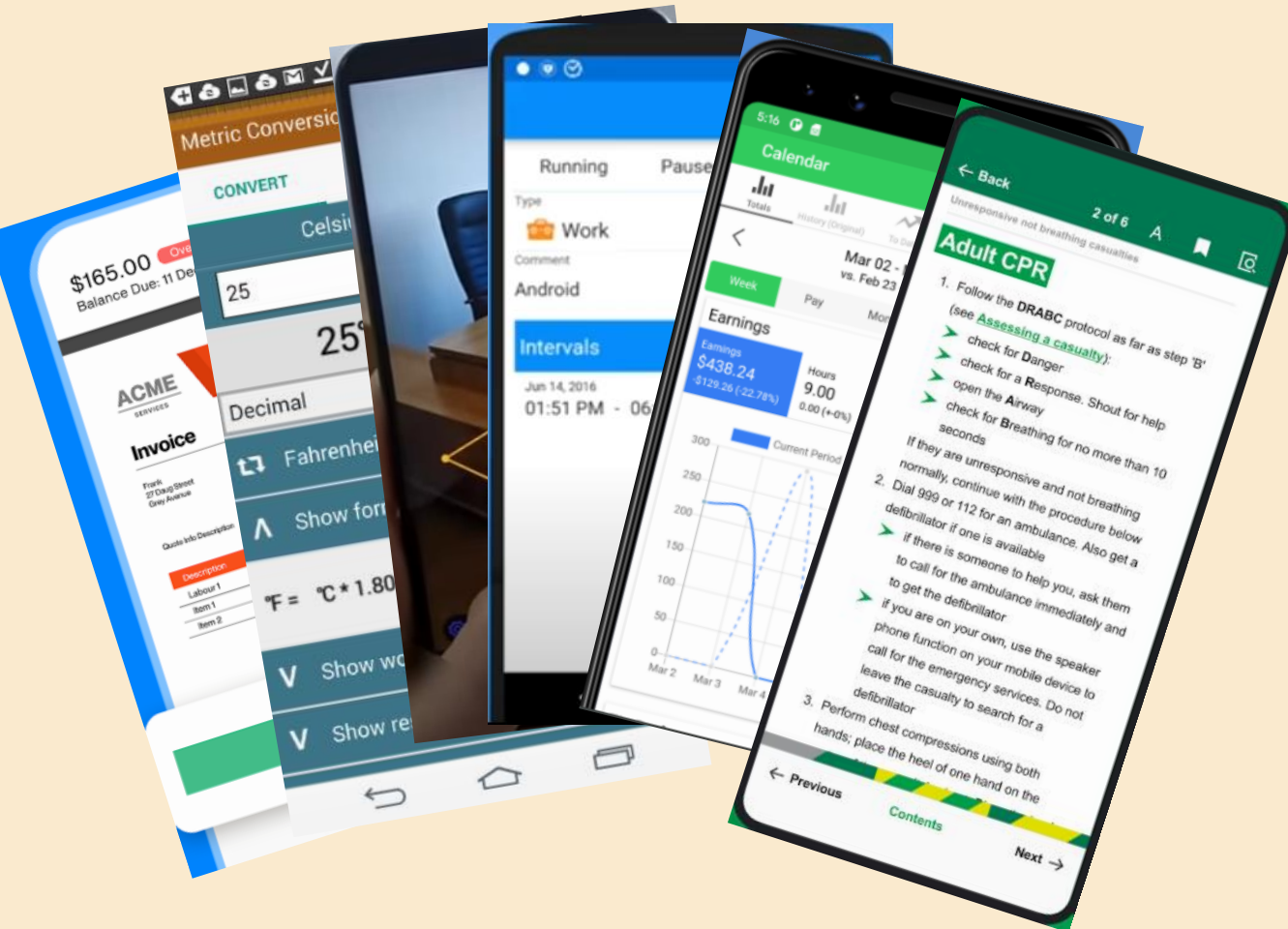
7:40 PM2025-02-12

CLO's Digital Tools for Apprenticeship & Workplace Series, pg.s 7-8

https://www.communityliteracyofontario.ca/search?q=Digital%20Tools&f_collectionId=65f8cc7c417dbf7982038bf8



Community
Literacy of Ontario



- Six digital tools that can help you prepare digital literacy activities for an apprenticeship-bound learner



Google Play

Games

Apps

Movies & TV

Books

Kids



Metric Conversions

metric-conversions.org

Contains ads

4.5★

7.28K reviews

1M+

Downloads

E

Everyone

Install



App support



ENG
US



8:58 PM
2025-02-12



aTimeLogger Pro - Track Your Time Easily

Optimize your day with our time tracker. Achieve more with personalized insights, streamlined task management, and habits that last. Elevate your productivity to new heights!



[Home](#)

How to Register

Red Seal Exam Preparation Guide

Sample Examination Questions

Exam Breakdowns

Self-Assessment

Examination Consultations

Interprovincial
Examination
Development
Process

Red Seal Sample Examination Questions

Familiarize yourself with the Red Seal questions format by testing yourself with sample questions. Once you will have answered all questions for your trade, an overview of your results will display to help you get ready for your Red Seal examination.

Disclaimer: The practice questions are used to demonstrate the structure and phrasing of Red Seal examination questions. They are for study purposes only. Success on these questions will NOT result in certification and does NOT represent how you will perform on the examination.

Select a trade

A

B

C

D

F

G

H

1

L

M

O

P

R

S

SkillPlan

<https://skillplan.ca/>

(both on pg. 12)



Construction Training & Apprenticeship Ontario

<https://ctaontario.ca/>

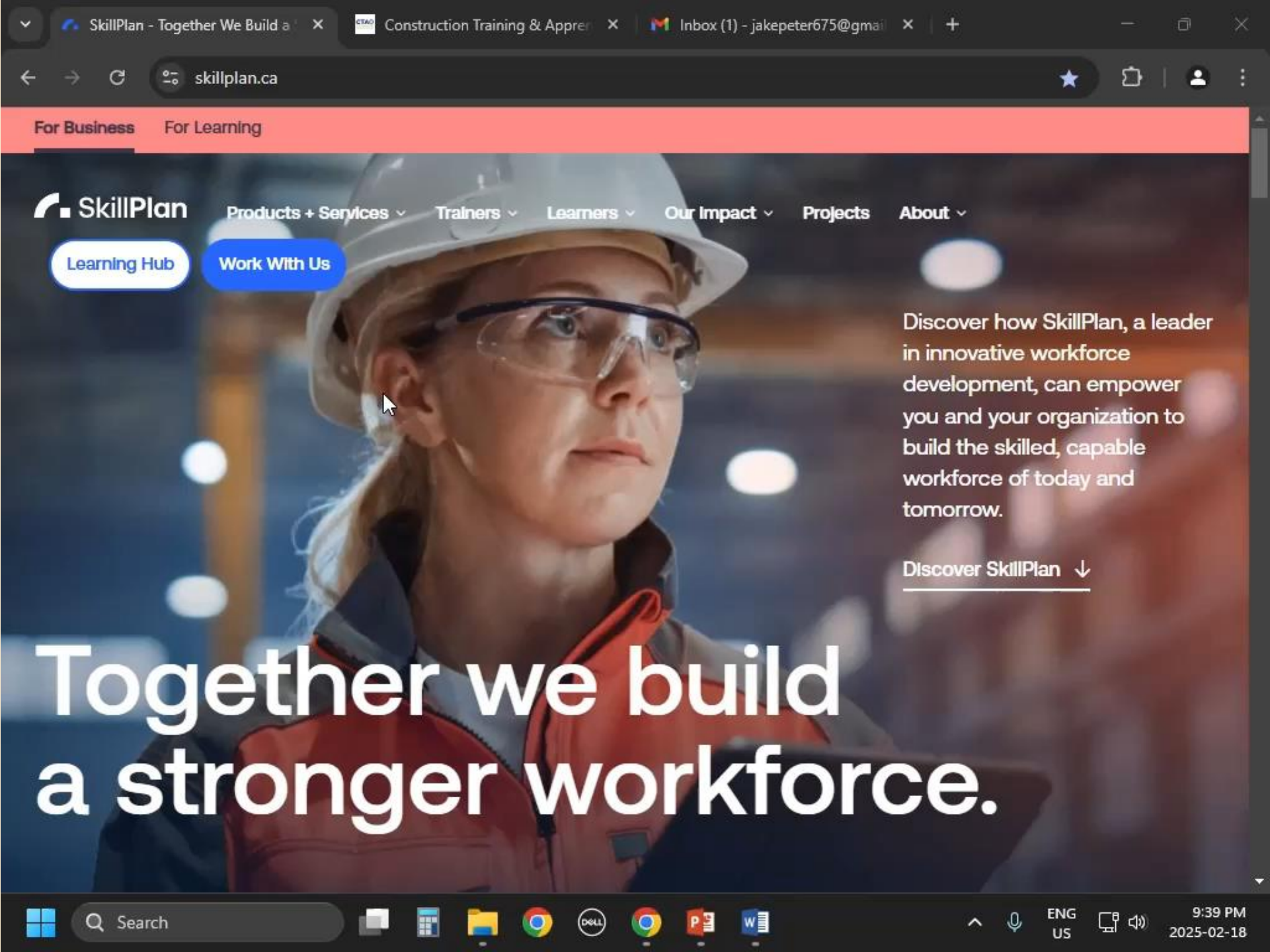


REQUIRES AN ACCOUNT

Build Your Skills

- Skillplan's online course platform
- Engaging & interactive
- Numerous courses available





For Business

For Learning



Products + Services

Trainers

Learners

Our Impact

Projects

About

Learning Hub

Work With Us

Discover how SkillPlan, a leader in innovative workforce development, can empower you and your organization to build the skilled, capable workforce of today and tomorrow.

[Discover SkillPlan](#)

Together we build a stronger workforce.



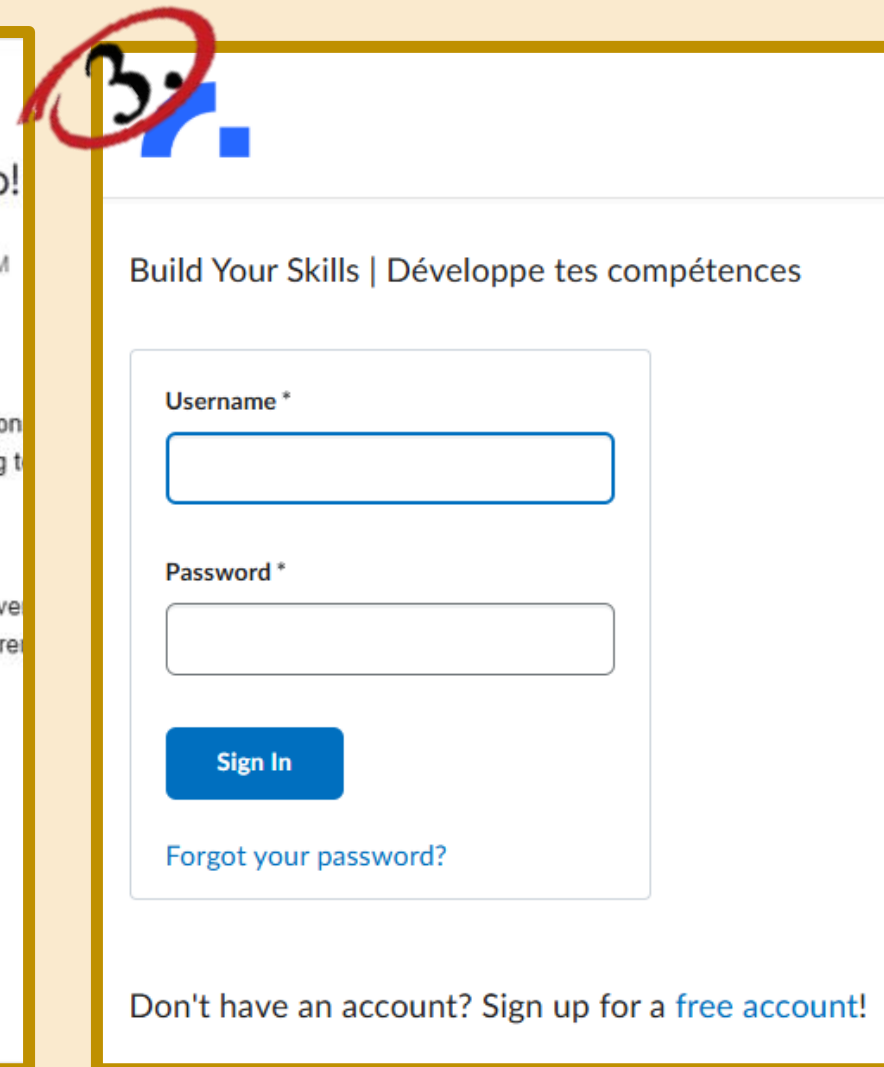
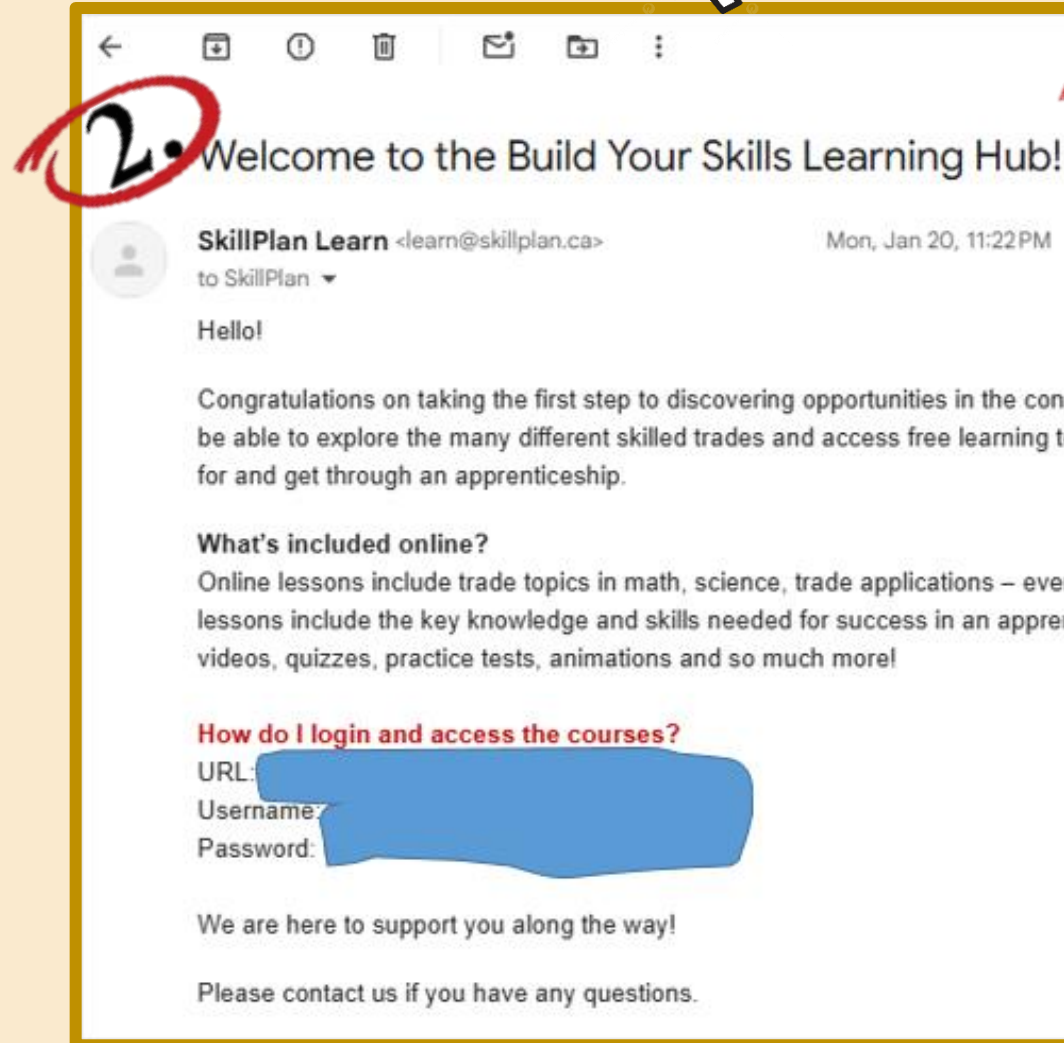
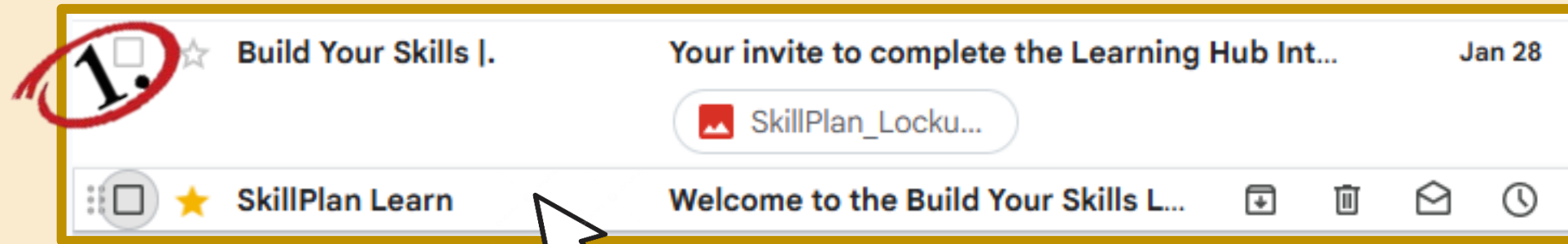
Search



ENG
US

9:39 PM
2025-02-18

- 1) Click the Welcome Email.
- 2) Click the URL link in your Welcome Email message.
- 3) Enter your *Build Your Skills* username and password.





Learning Hub My Courses



Hey Peter,

EN FR

Welcome to Build Your Skills! Choose your path to get started.



I'm exploring



I'm a pre-apprentice



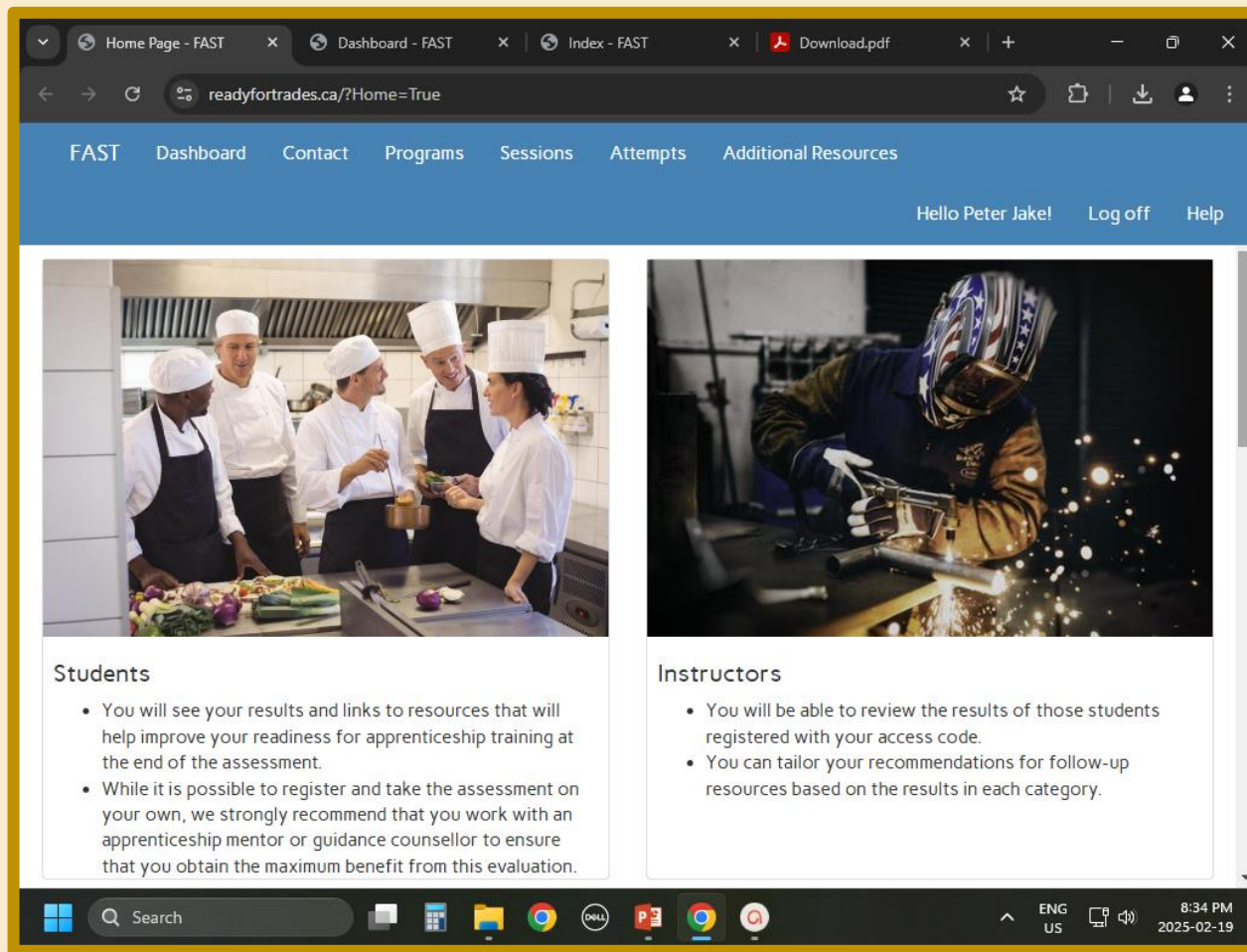
I'm an apprentice

FAST (Foundational Assessment for Skilled Trades), pg. 6

<https://readyfortrades.ca>



REQUIRES AN ACCOUNT



- Formerly known as EARAT (Evaluating Academic Readiness for Apprenticeship Training)
- A collection of practice documents and tests for a wide variety of apprenticeship trades

Home Page - FASTDashboard - FASTIndex - FASTDownload.pdf


readyfortrades.ca/?Home=True


FASTDashboardContactProgramsSessionsAttemptsAdditional Resources

Hello Peter Jake!Log offHelp


FAST

Welcome to FAST: The Foundational Assessment for Skilled Trades, formerly known in its original version as Evaluating Academic Readiness for Apprenticeship Training (EARAT).
This new initiative is based on the original paper-based EARAT testing in an easy-to-administer online format.





Search



ENGUS

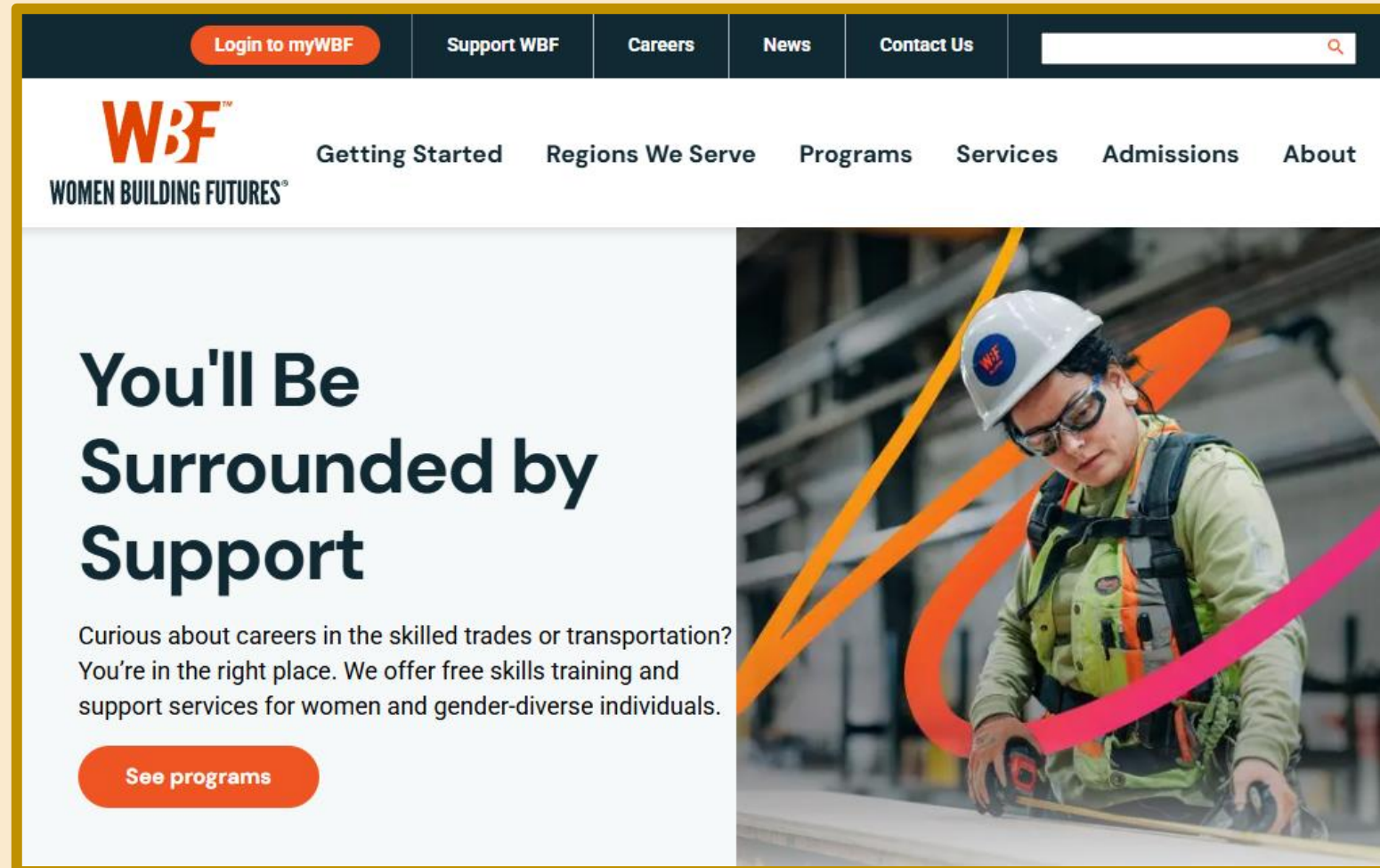
8:39 PM2025-02-19

Women Building Futures, pg. 13

<https://womenbuildingfutures.ca/about/mission-values-strategy/>



- **Target audience is broad:**
 - unemployed women
 - gender-diverse people
 - those working multiple jobs
- **Readiness Workshops**
- **Pre-Apprenticeship & Trades-Related Programs**



Training and Working in the Ski

Women Building Futures | About

womenbuildingfutures.ca/about/mission-values-strategy/

Login to myWBF

Support WBF

Careers

News

Contact Us

WBFTM

WOMEN BUILDING FUTURES[®]

Getting Started

Regions We Serve

Programs

Services

Admissions

About

Our mission, values and strategy

Our mission is to foster economic security for women facing barriers to entry in a workforce where they are traditionally underrepresented.

Background

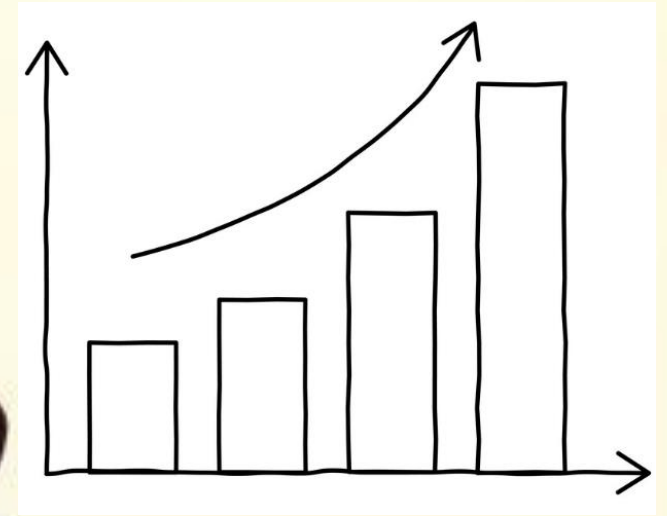
We are a non-profit organization that was founded in Edmonton, Alberta, in 1998. Today, we offer training programs and support services across Alberta and are growing our impact in Saskatchewan and Ontario. We connect unemployed

Search

ENG
US

7:19 PM
2025-02-25

I hope you enjoyed the presentation and find the resources useful and applicable to your programs.



That's all Folks

Enhanced Literacy Service Planning for Apprenticeship: Web Resources Reference List



Table of Contents

General Information on Navigating the Apprenticeship System

Pg 2

Literacy & Basic Skills Resources on Navigating the Apprenticeship System

Pg 3

Literacy & Basic Skills Apprenticeship Resources

Apprenticeship Readiness