



# NEW



**Get SET**  
Skills, Education and Training  
**TOOLS YOU CAN USE**

THURSDAY JUNE 11 2026 | 2 – 3:30 PM



**POP UP PD**  
free webinars for  
literacy educators



**LNO** Learning Networks  
of Ontario

# YOUR HOSTS



**Heather Robinet**  
QUILL Learning Network

- Apprenticeship & Service Coordination Resources



**Barb Glass**  
College Sector Committee for Adult Upgrading & ACE Distance

- Practitioner Tools, Resources & Professional Development



**Brandy Smith**  
Literacy Link Eastern Ontario

- Artificial Intelligence (AI) & Assessment Resources



**Bruce Belcher**  
S5 Dynamic Learning Initiative

- Deaf Stream Resources



**Robin Crank**  
Project Read

- Curriculum & Research Resources



**POP UP PD**  
free webinars for  
literacy educators



**Learning Networks  
of Ontario**

# STATEMENT OF RECOGNITION

While we meet today on a virtual platform, let's take a moment to recognize, respect and acknowledge the importance of the lands we occupy and from which we benefit.

Today, let's reaffirm our commitment and responsibility to improve relationships between nations -- and our own understanding of local Indigenous peoples and their cultures.

Let's remind ourselves that, wherever we are, we live on the ancestral and unceded territory of Inuit, Métis, and First Nations people.



**POP UP PD**  
free webinars for  
literacy educators



# ABOUT POP UP PD FOR LITERACY EDUCATORS

- free webinar series developed by Ontario's Regional Learning Networks & the Provincial Support Organizations for Literacy
- supports Get SET practitioners with presentations on topics important to them
- English language webinars presented for Get SET practitioners annually since 2015-2016
- **all** webinar presentations, recording links & transcripts here: [Pop Up PD Resources for LBS Educators](#)
- webinar topic ideas welcome at: [e-channel@contactnorth.ca](mailto:e-channel@contactnorth.ca)



POP UP PD  
free webinars for  
literacy educators



# Today's Webinar

Learning Networks of Ontario (LNO) and the Provincial Support Organizations for Literacy (PSOL) create many new resources and tools for the LBS field each year.

- This an overview of some of what was created in 2025-2026, sorted by topic/theme. It is not an exhaustive list.
- A link to the recorded presentation will be sent to you after the webinar.
- Hyperlinks to all resources are active.
- Please complete the short evaluation survey that will pop up when you exit today's webinar.



**POP UP PD**  
free webinars for  
literacy educators



# Apprenticeship and Skilled Trades



**POP UP PD**  
free webinars for  
literacy educators



# Resources on teaching Skilled Trades

## Metro Toronto Movement for Literacy (MTML)

This curriculum resource includes 4 e-booklets (printable and fillable), each focused on a different skilled trade.

- Working in Drywall
- Working in Roofing
- Working as a Painter
- Working as a Security Guard

### Each booklet features:

- an intro to the trade, with comprehension activities
- labour market conditions, with comprehension activities
- pathways or entry points to the trade, including step-by-step guidance and helpful links
- essential literacy skills needed related to the OALCF, with related comprehension activities



**POP UP PD**  
free webinars for  
literacy educators



# Building Foundations: Literacy and Numeracy for Skilled Trades Success

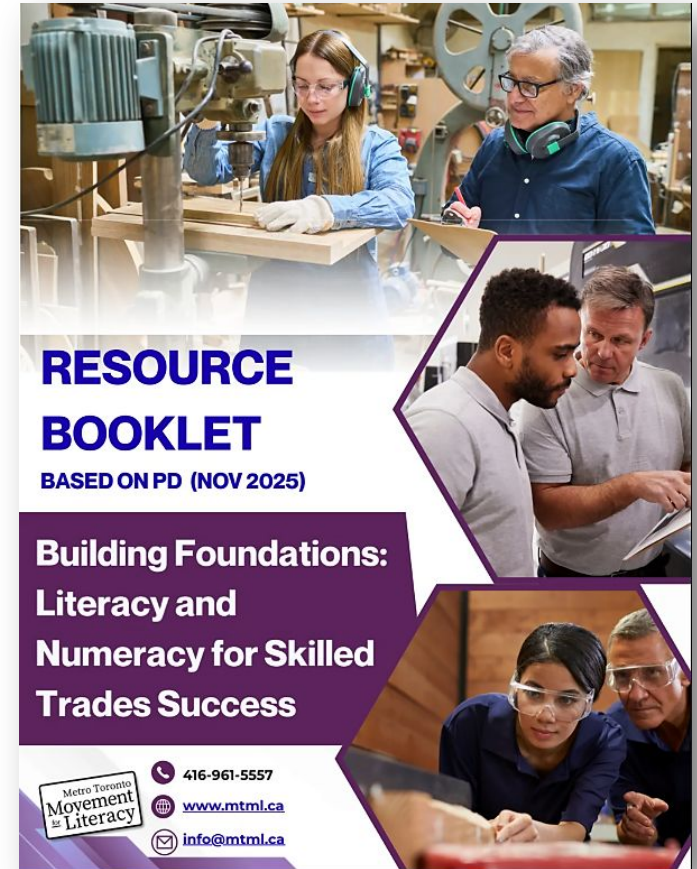
Metro Toronto Movement for Literacy (MTML)

This resource

- equips instructors with the tools and strategies needed to develop foundational literacy and numeracy skills among learners entering skilled trades.
- includes links to recordings of 4 workshops and details of each session separately.

See

[https://drive.google.com/file/d/1wfsFLRT\\_s-GOHv6guFXqvWwOiphQx97i/view](https://drive.google.com/file/d/1wfsFLRT_s-GOHv6guFXqvWwOiphQx97i/view) -



**POP UP PD**  
free webinars for  
literacy educators



**Learning Networks  
of Ontario**

# Apprenticeship-Related Resources for Get SET Practitioners

Literacy Link South Central (LLSC)

This flyer shares QR Codes for 3 supports

- 1) ARISE Project Resource List
- 2) ARISE Apprenticeship Pathway Resources Website
- 3) OALCF Hub – Resource Curation



## APPRENTICESHIP-RELATED RESOURCES FOR GET SET PRACTITIONERS

<b>ARISE Project Resource List</b>	Apprenticeship-related resources organized by <ul style="list-style-type: none"> <li>• 4 Apprenticeship Sectors</li> <li>• Assessment Tools</li> <li>• Soft Skills</li> </ul> Sortable and includes links to all resources listed. <a href="#">Click here</a> 
<b>ARISE Apprenticeship Pathway Resources Website</b>	A website with curated resources for five specific apprenticeships <ul style="list-style-type: none"> <li>• Construction Craft Worker</li> <li>• Plumber</li> <li>• Millwright</li> <li>• Electrician</li> <li>• General Carpenter</li> </ul> <a href="#">Click here</a> 
<b>OALCF HUB - Resource Curation</b>  <b>Laubach Literacy Ontario (LLO)</b>	A service provided by LLO <ul style="list-style-type: none"> <li>• Curated access and guidance to find OALCF tools</li> <li>• Support identifying which resources to use and when</li> <li>• Reduced duplication and time spent searching</li> </ul> Contact: literacy@laubach-on.ca Use the subject line: ARISE Project

 [ARISE Project](#)  
 [Contact ARISE](mailto:literacy@laubach-on.ca)

## FIND THE RESOURCES YOU NEED

**Where should I start?**

**01** If you know which apprenticeship you need resources for and it is one of the five listed on the **ARISE Apprenticeship Pathway Resources** website, start there. All the resources are linked except the culminating tasks and milestones. ←

**What is the next step?**

**02** If you know which apprenticeship you need resources for and it isn't on the website, or you need more information go to the **ARISE Project Resource List**. Use the sort feature to group like items within a column. All the resources are linked except the culminating tasks and milestones. →


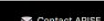
**Where can I get more general information?**

**03** If you need more general information about apprenticeship use the **ARISE Project Resource List**. The list does contain many resources that are not specific to a particular apprenticeship. For example, there is a page of resources related to Soft Skills. All the resources are linked except the culminating tasks and milestones. ←

**Where can I get more help?**

**04** If you think you need more information, help with sorting through the information or additional resources, you can use **LLO's OALCF HUB - Resource Curation** service. Just send them an email with your question(s). They will respond by email or set up an online session to provide information and support, depending in your needs. →

Email: literacy@laubach-on.ca  
 Use the subject line: ARISE Project

 [ARISE Project](#)  [Contact ARISE](#)



**POP UP PD**  
 free webinars for  
 literacy educators



**Learning Networks of Ontario**

# Step Up and Succeed

Literacy Link South Central (LLSC)



LLSC has developed a comprehensive resource hub with tools, tips and resources specifically tailored to the needs of small and medium-sized employers.

New this year

## Skill Development for your Apprentices Guide

- Promotes Get SET for skills development for apprentices
- Directs employers to their local service provider via the Learning Networks of Ontario

## Resources for Interpersonal Skill Development

- Summarizes 7 places to find interpersonal skills training for apprentices and employees

**Skill Development for your Apprentices**

Adult upgrading programs help adults improve their skills for education, apprenticeship, training and employment. Participants access skills upgrading and support including:

- math for the trades
- reading
- writing
- collaboration
- problem solving
- exam preparation
- communication
- test anxiety
- and more!

**If your apprentice...**

- ✓ wants to improve their reading, writing or math skills for work
- ✓ needs to build skills and confidence for in-school training
- ✓ needs more support to follow verbal or written instructions
- ✓ has concerns or anxiety around taking tests
- ✓ needs support with test prep for qualifying exams
- ✓ wants to improve other key skills for work

...find your [local adult learning network](#) for support!

The Learning Networks of Ontario is your one-stop shop for free adult education and skills upgrading in Ontario!

**Resources for Interpersonal Skill Development**

Want to find interpersonal skills training for your apprentice, emp even yourself? Here are some free, flexible and low-commitment deliver excellent results!

**Adult Learning Networks**

The Learning Networks of Ontario (LNO) are your one-stop-shop for education and skills upgrading in Ontario. Your local adult learning help you connect with free skills upgrading programs for you and yc

Click here to learn more about LNO and skill development for yc

**ABC Skills Hub**

The ABC Skills Hub is an online learning portal that offers free cours develop skills in many areas, including workplace, digital technology skills. Course topics include (but aren't limited to)

- Time Management
- Stress Management
- Skills for

**The Learning Hub**

The Learning Hub offers free online courses in many subjects, inclu range of courses on interpersonal skill development. Some exampl

- Soft Skills Series
- Employability Skills
- How to Shine on the Job

**UP Skills for Work**

UP Skills for Work from ABC Life Literacy Canada offers several free modul on a variety of interpersonal skills, including

- Motivation
- Communication
- Creativity and Innovation



POP UP PD

free webinars for literacy educators



# ApprenticeHub.ca

Literacy Link South Central (LLSC)



The 'Get SET Skills Education and Training Programs' page promotes how Get SET can help adults improve their skills for apprenticeship, training and employment.

The Get SET section includes 3 downloadable resources that are geared to learners

- Resources for Interpersonal Skills Development (as described on the last slide)
- 6 In-Demand Interpersonal Skills for the Skilled Trades
- Bridging the Interpersonal Skills Gap in Apprenticeship

A screenshot of the Apprenticeship Hub website. The page has a purple and white color scheme. At the top, there is a navigation bar with links for HOME, ABOUT, RESOURCES, and STAY IN TOUCH. The main header area says "Welcome to the Apprenticeship Hub" and "Your go-to place for apprenticeship and skilled trades resources." Below this is a search bar and a "Learn More" button. A sidebar on the left lists categories like "6 In-Demand the Skilled Skills", "Problem Solv", "Critical Think", and "Adaptability". The main content area features a section titled "6 In-Demand Interpersonal Skills for the Skilled Trades" with a table of skills and competencies. To the right, there are two articles: "Bridging the Interpersonal Skill Gap" and "Strategies to Bridge the Gaps". The bottom of the page includes a QR code and logos for Canada, Employment Ontario, and Ontario.



**POP UP PD**  
free webinars for  
literacy educators



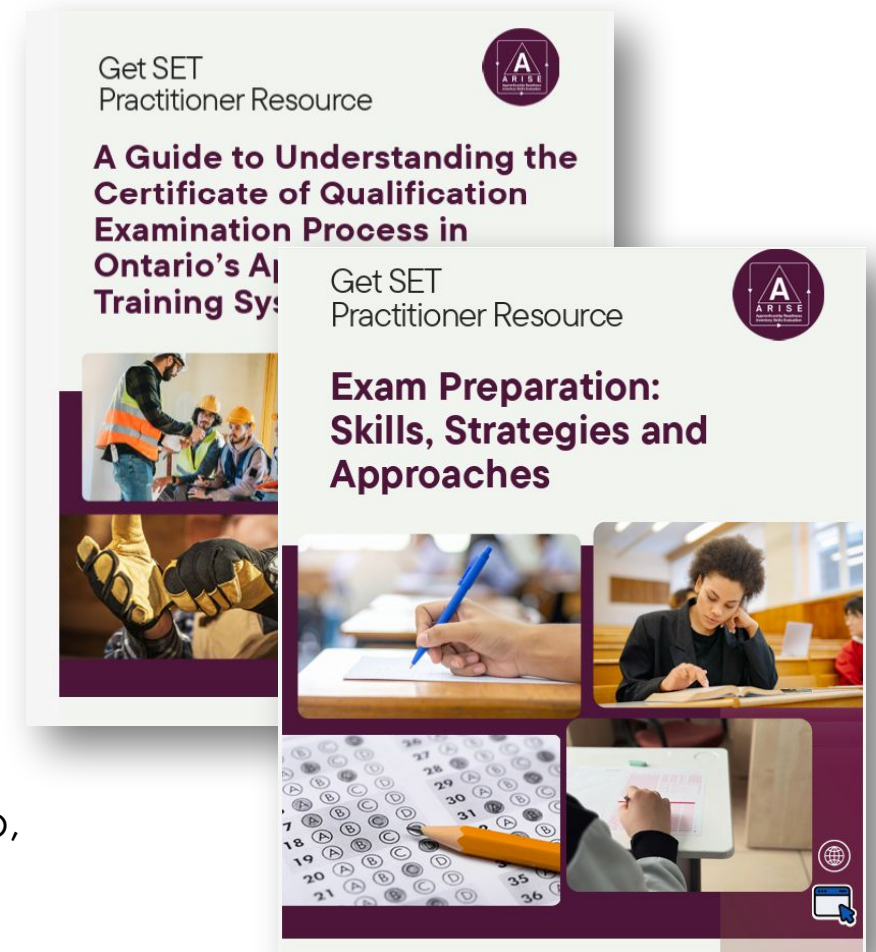
**Learning Networks  
of Ontario**

# Certificate of Qualification-related resources

## ARISE Project/Literacy Link South Central (LLSC)

As part of its ARISE Project, LLSC has also created two practitioner resources specific to the C of Q. They are

- 1) [A Guide to Understanding the Certificate of Qualification Examination Process in Ontario's Apprenticeship Training System.](#)
  - Helps learners enhance their understanding of what the C of Q exam is and the Get SET practitioner's role in supporting C of Q prep.
- 2) [Exam Preparation: Skills, Strategies and Approaches.](#)
  - Supports practitioners with learners who need help preparing to write their C of Q (e.g. specific testing, academic final exam prep, etc.)



**POP UP PD**  
free webinars for  
literacy educators



**LNO** Learning Networks  
of Ontario

# AI (Artificial Intelligence)



**POP UP PD**  
free webinars for  
literacy educators



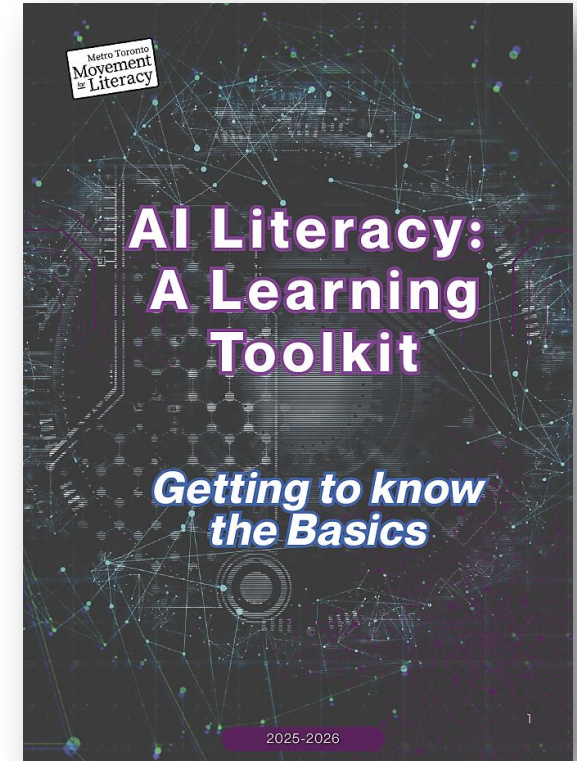
# AI Literacy: A Learning Toolkit

Metro Toronto Movement for Literacy (MTML), Tri-County Literacy Network (TCLN)

This toolkit is designed to

- support Get SET instructors in developing their AI literacy skills
- equip Get SET instructors with tools and strategies to enhance teaching and directly supporting adult literacy learners.

English and accessible versions available on MTML's website



**POP UP PD**  
free webinars for  
literacy educators



**Learning Networks  
of Ontario**

# AI in Literacy: A Learning Toolkit (AI Lab)

Metro Toronto Movement for Literacy (MTML), Tri-County Literacy Network (TCLN)

MTML's AI Literacy Lab is for instructors in Get SET and adult literacy programs who want a practical, basic understanding of AI. There is a small fee attached to access this lab.

[www.mtml.ca/resources/ai-in-literacy-a-learning-toolkit](http://www.mtml.ca/resources/ai-in-literacy-a-learning-toolkit)



**POP UP PD**  
free webinars for  
literacy educators



**Learning Networks  
of Ontario**

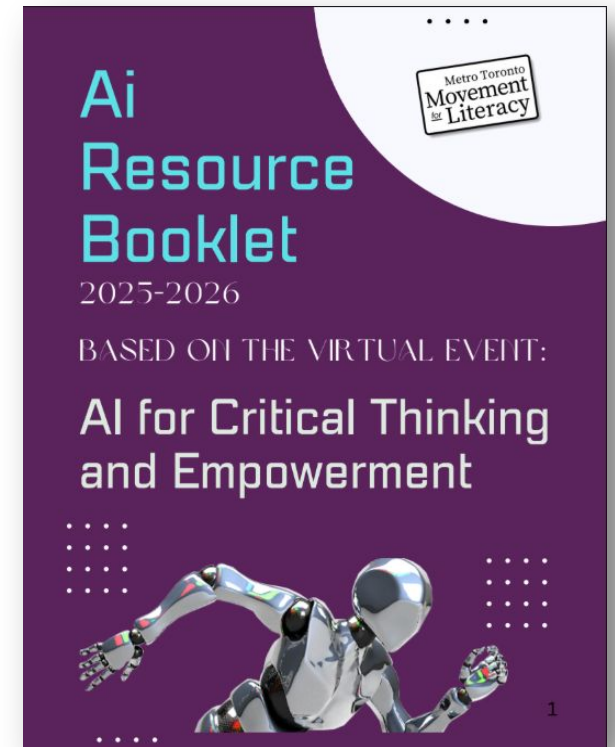
# AI for Critical Thinking and Empowerment resource booklet

Metro Toronto Movement for Literacy (MTML) Tri-County Literacy Network and Literacy Network Northeast (LNN)

This resource includes details of AI sessions organized in 2024-2025.

- Overview of PD day (June 2025)
- Kate Arthur's Workshop: Am I Literate? Redefining Literacy for Responsible Innovation in the Age of Artificial Intelligence
- Elizabeth Tighe's workshop: Considering Digital Assessments and Texts with Adult Foundational Education Students
- Rachel Rigg's workshop: A Framework for Integrating AI

It also has annotated resources suggested by the facilitators.



**POP UP PD**  
free webinars for  
literacy educators



**LNO** Learning Networks  
of Ontario

# AI Bytes, Editions 5-11 (2025-2026)

Contact North and Literacy Link South Central (LLSC)

## AI Bytes

- is a series of 11 bulletins specifically designed to provide valuable insights and resources for educators in adult education,
- has an emphasis on Get SET (Skills, Education and Training) programs.

<https://e-channel.ca/practitioners/resources/ai-bytes/> -



**POP UP PD**  
free webinars for  
literacy educators

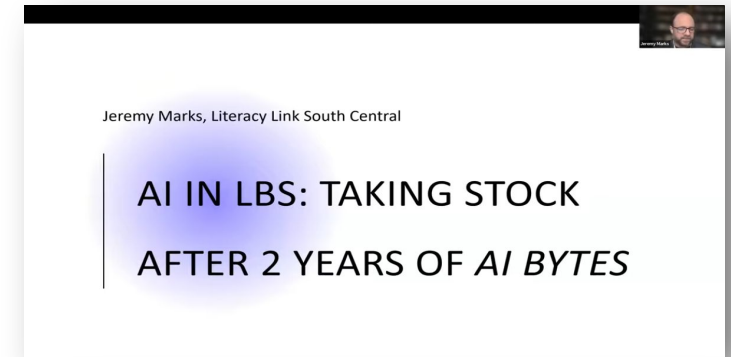


# AI Webinars

Contact North and Literacy Link South Central (LLSC)

Three AI Webinars were presented last year.  
All can be viewed on YouTube.

- [Beyond the Algorithm: Addressing Automation Bias in Get SET](#)
- [Assessing the Get SET–AI Relationship: Where You Are & Where You Want to Go Next](#)
- [Blended Learning Webinar - Work Smarter, Not Harder: Let e-Channel Lighten Your Workload](#)



**POP UP PD**  
free webinars for  
literacy educators



# Custom AI Assistants

## Literacy North West (LNW)

Michael Andrews from Literacy Northwest has created many custom AI assistants. They are built specifically for the Get SET context, and help practitioners

- draft learning activities,
- build assessments,
- support learners one-on-one,
- prepare learners for the CAEC, and
- guide people toward apprenticeship and trades pathways.

All tools are grounded in the OALCF and run on both Chat GPT and Google Gemini.

Follow the link below for the Quick Start Guide which includes safety guidelines and the full list of the tools

<https://drive.google.com/drive/folders/17yU-L-zLRDgbpwztkcrTBe3zuD9AIAct?usp=sharing>

### Get SET AI Tools

#### Quick Start Guide

#### What these tools do

These custom AI assistants are built specifically for the Get SET context. They help you draft learning activities, build assessments, support learners one-on-one, prepare for the CAEC, and guide people toward apprenticeship and trades pathways. All tools are grounded in the OALCF. They run on both ChatGPT and Google Gemini.

#### Important!

Every output from these tools must be reviewed and approved by a qualified Get SET practitioner before being used with a learner. Do not copy and paste outputs directly. Your professional judgment is always the final step.

#### The real power: make it personal

These tools work best when you give them context about your learner. The more specific you are, the more relevant the output.

- Share the learner's interests, hobbies, and goals. A learning activity built around someone who loves hockey and wants to be an electrician will land very differently than a generic one.
- Paste in a learner plan and let the tool build directly from it.
- Describe the learner's current level and what you are working toward.

#### Tips for getting started

- Start with one tool and one task you would normally do yourself.
- If the first output is not quite right, push back. Ask it to adjust the reading level, change the context, or try a different approach.
- **Stack the tools:** use the Get SET Assistant to build a curriculum outline, then feed it into the Learning Activity Creator to generate ready-to-use activities.
- **Get SET Assessment is in BETA** — treat its outputs with extra scrutiny until the tool matures.

#### A note on learner privacy

Do not enter identifying learner information — full names, case numbers, or personal details — into any AI platform. Use first names only or describe the learner in general terms.

#### Share your feedback

These tools improve based on practitioner experience. If something works well or falls flat, [please use the feedback form](#). Every response shapes the next round of improvements.



POP UP PD

free webinars for  
literacy educators



# Assessment Tools



**POP UP PD**  
free webinars for  
literacy educators



# CABS Assessment Tool (updated in 2026)

Literacy Link Eastern Ontario (LLEO)

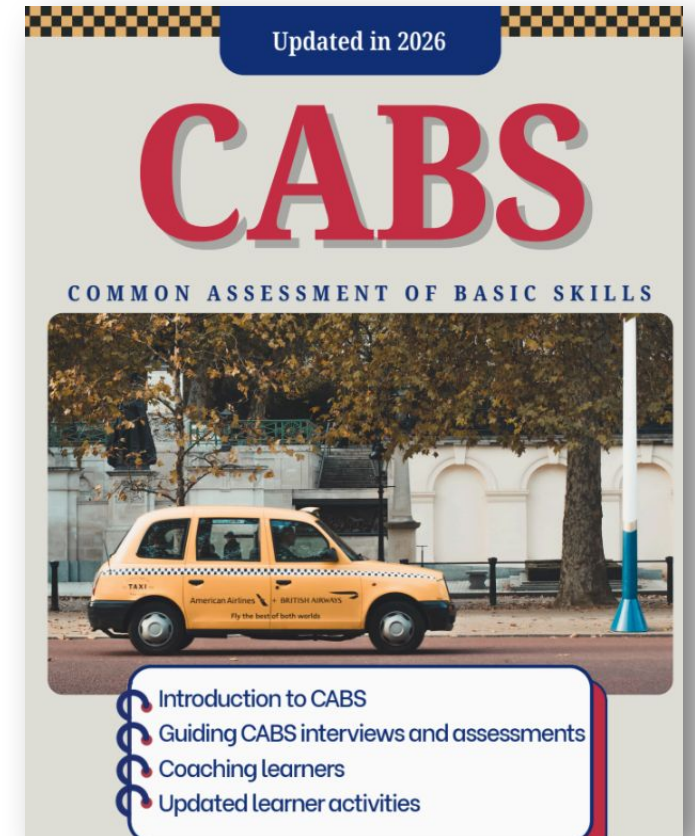
The Common Assessment of Basic Skills (CABS) tool uses real-life tasks to assess the learner's basic skills.

Key principles include

- Ensuring learning is successful in meaningful life contexts
- Identifying desired results at the outset of a program
- Using flexible methods to attain results
- Accommodating varied student needs

In CABS 2026

- the original tool and activities are revised and updated, and the original 5 levels are articulated to align with the 3 levels of OALCF.
- instructions detailing specific criteria for assessment are also included.



**POP UP PD**

free webinars for  
literacy educators



**Learning Networks  
of Ontario**

# Common Initial Intake Assessment

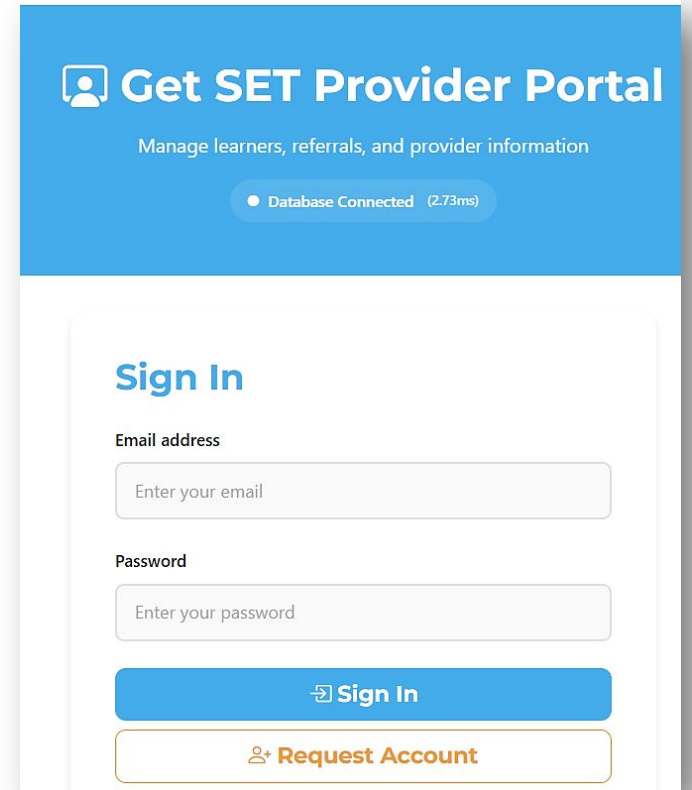
## The Mid North Network (MNN)

This is a shared initial intake assessment that Get SET service providers in the mid north can use as part of their intake process.

It is intended to reduce repeated assessment steps for learners and can be transferred between Get SET agencies when learners are referred or move across providers.

An attached report notes that common intake/assessment components were reviewed, revised, pre-tested, and completed in English and French.

It can be accessed on the [MNN Get SET Provider Portal](#) (registration required)



The screenshot shows the 'Get SET Provider Portal' interface. At the top, there is a blue header with the text 'Get SET Provider Portal' and a sub-header 'Manage learners, referrals, and provider information'. Below the header, a status indicator shows 'Database Connected (2.73ms)'. The main content area is white and contains a 'Sign In' section. This section includes two input fields: 'Email address' with the placeholder 'Enter your email' and 'Password' with the placeholder 'Enter your password'. Below the input fields are two buttons: a blue 'Sign In' button and an orange 'Request Account' button with a user icon.



**POP UP PD**

free webinars for  
literacy educators



# Curriculum: Goal Path Specific



**POP UP PD**  
free webinars for  
literacy educators



# GET JOB READY: Skills for Success in Northern Ontario

The Mid North Network (MNN)

Four Workbooks were created

- Level 1 Workbook, English - Employment-focused OALCF/Skills for Success workbook for high-Level 1 learners approaching Level 2
- Level 2 Workbook, English
- Level 3 Workbook, English - Built using the same OALCF/Skills for Success and Northern Ontario workplace-context design approach. To be piloted in 2026-2027.
- Level 1 Workbook, French Adaptation - French translation/adaptation of the English Level 1 workbook. To be piloted with a francophone agency in 2026-27.



All resources can be accessed on the [MNN Get SET Provider Portal](#) (registration required)



**POP UP PD**  
free webinars for  
literacy educators



**LNO** Learning Networks  
of Ontario

# Preparing Indigenous Get SET Learners for PLAR: A Get SET Practitioner's Resource


Ontario Native Literacy Coalition (ONLC)

This Prior Learning Assessment and Recognition (PLAR) guide is intended for staff at ONLC as well as affiliated community organizations that support Indigenous people who may have left school or experienced gaps in their education and wish to return to obtain their Ontario Secondary School Diploma (OSSD).

This document provides a general overview for those new to the processes, as well as detailed and practical steps outlining how a student moves through the PLAR process on the way to achieving their OSSD.

Authors: O'nahkwi:yo Kelly Maracle; Michael Payne

This resource will be added to the [ONLC Bookstore](#) soon.



**POP UP PD**  
free webinars for  
literacy educators



# PLAR Pathway Preparation Booklets

## Continuing Education of School Board Administrators (CESBA)

CESBA has developed updated and relevant Get SET resources to support learners who are on the secondary school credit pathway and are PLAR eligible.

There are five resources, one each for Math, English, Science, Geography and History.

All resources

- are currently available to be printed or used online with fillable pdfs. Moodle versions will be available soon.
- can be found on the CESBA website, [sfs.cesba.com](https://sfs.cesba.com), under PLAR Readiness. You must create a user account to access these resources.



**POP UP PD**  
free webinars for  
literacy educators



# Understanding mPLAR: Facts, Tips and Support for Get SET Leads

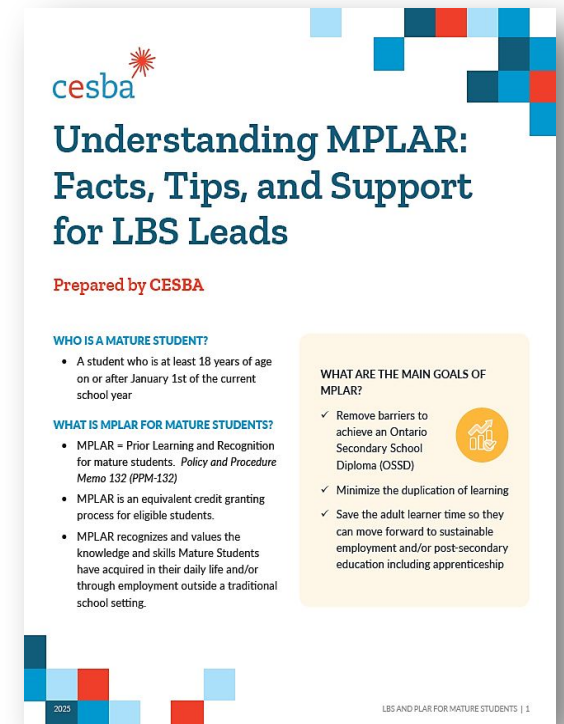
## Continuing Education of School Board Administrators (CESBA)

CESBA has assembled a 'fact and tip' sheet to help Get SET staff better understand how to support learners eligible for PLAR (Prior Learning Assessment and Recognition) and collaborate with adult educators.

The 11-page resource covers:

- What is MPLAR for mature students and who is eligible?
- The assessment process to earn MPLAR credits
- Mature Students Transitioning between LBS, MPLAR and Credit
- Navigating the Journey: A Step-by-Step Start for Mature Learners
- LBS in Action: Supporting Learners Through the MPLAR-to-Credit Transition

<https://cesba.com/resources/understanding-mplar-facts-tips-and-support-for-lbs-leads/>



**POP UP PD**  
free webinars for  
literacy educators



**LNO** Learning Networks  
of Ontario

# Using the OALCF with CAEC Learners

## AlphaPlus

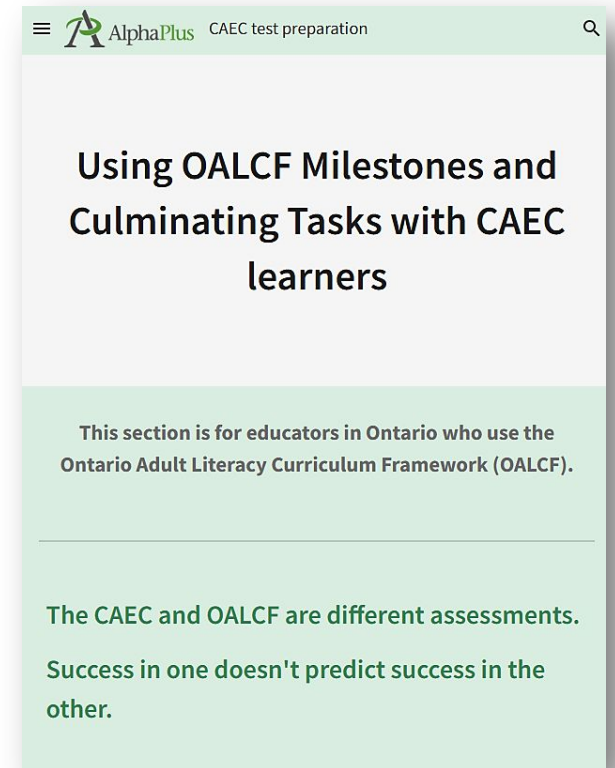
AlphaPlus has developed a resource to help adult educators prepare learners for the Canadian Adult Education Credential (CAEC). The resource is specifically relevant for Get SET educators who work within the Ontario Adult Literacy Curriculum Framework (OALCF).

The CAEC and OALCF are built on different design principles — success in one doesn't predict success in the other. Learners need different knowledge, skills and strategies to complete each.

This new resource

- helps educators complete reports for CAEC learners
- avoid introducing barriers when using milestones and culminating tasks.

<https://www.caec.alphaplus.ca/test-readiness-tools/oalcf-and-caec>



**POP UP PD**  
free webinars for  
literacy educators



**Learning Networks  
of Ontario**

# CAEC Resources for Get SET Practitioners

## QUILL Learning Network

QUILL Learning Network has created a google site to house information, links and resources related to the Canadian Adult Education Credential (CAEC).

By gathering diverse resources in one location, the site aims to make it easier for Get SET Practitioners to find and use these materials with learners pursuing a high school equivalency credential.

Some links and resources are specific to the QUILL region.

<https://sites.google.com/view/caec-resources-for-get-set>

CAEC Resources for Get SET

Home General Resources Digital Skills Test Subjects FAQ Quick Links

### Canadian Adult Education Credential (CAEC) Resources for Get SET Practitioners

#### About this Resource

QUILL Learning Network created this Google Site to house information, links and resources related to the Canadian Adult Education Credential (CAEC). By gathering diverse resources in one location, the site aims to make it easier for local Get SET Practitioners to find and use these materials with learners pursuing a high school equivalency credential.

The compilation of resources presented here is not exhaustive; it serves as a sample of what is available. As the site continues to develop, contributions of additional resources and feedback regarding desired content are welcomed.

Feedback Form

<b>\$100</b>	<b>2</b>	<b>3</b>	<b>55%</b>
Cost to write (and rewrite) the CAEC	Minimum Number of Testing Days	Minimum OALCF Level	Minimum passing grade



**POP UP PD**

free webinars for  
literacy educators



**LNO** Learning Networks  
of Ontario

# Curriculum: General



**POP UP PD**  
free webinars for  
literacy educators



# Functional French and Functional English

## Literacy Network Northeast (LNN)

Functional French (Level 1 beginner):

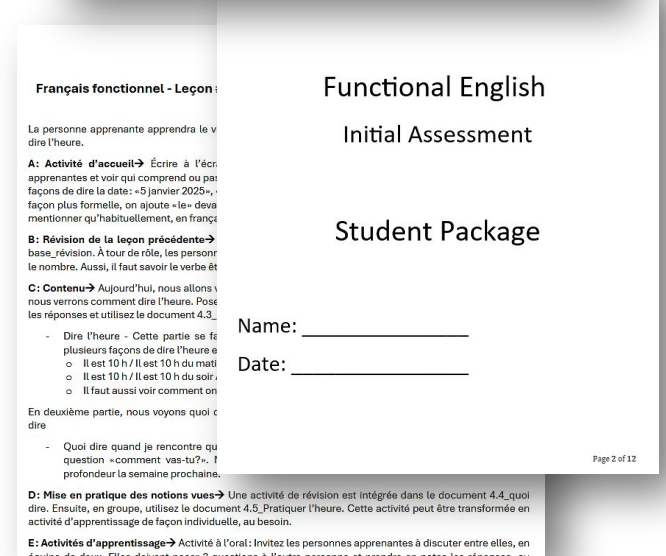

- designed to help learners develop and/or grow their French skills and competencies while aligning with the OALCF framework.

Functional English (Level 1 beginner):

- designed to help learners develop and/or grow their English skills and competencies while aligning with the OALCF framework.

The Moodle course for functional English Level 1 beginner will be available end of June 2026 and the functional French Level 1 beginner is currently being built (*hopefully to be ready by the fall*).

See: <https://lbsresourcesandforum.contactnorth.ca/>



**POP UP PD**  
free webinars for  
literacy educators



# App and Software Workbooks for Beginners

## Ontario Native Literacy Coalition (ONLC)

The ONLC has created two (2) App and Software Workbooks for the Get SET field.

### 1) Introduction to the iMovie Resource Workbook for Beginners

- This beginner workbook introduces users to iMovie and guides them through essential techniques and best practices for producing polished, engaging videos using iMovie.

### 2) Introduction to the Adobe InDesign Resource Workbook for Beginners (part of an Adobe series)

- This is a practical, step-by-step guide, building from basic to advanced concepts, with hands-on activities and reflection prompts to reinforce learning. Written at a level 2/3, the workbook is accessible and encourages self-paced learning.

These resources will be added to the [ONLC Bookstore](#) soon.



**POP UP PD**  
free webinars for  
literacy educators



**LNO** Learning Networks  
of Ontario

# French language Resources

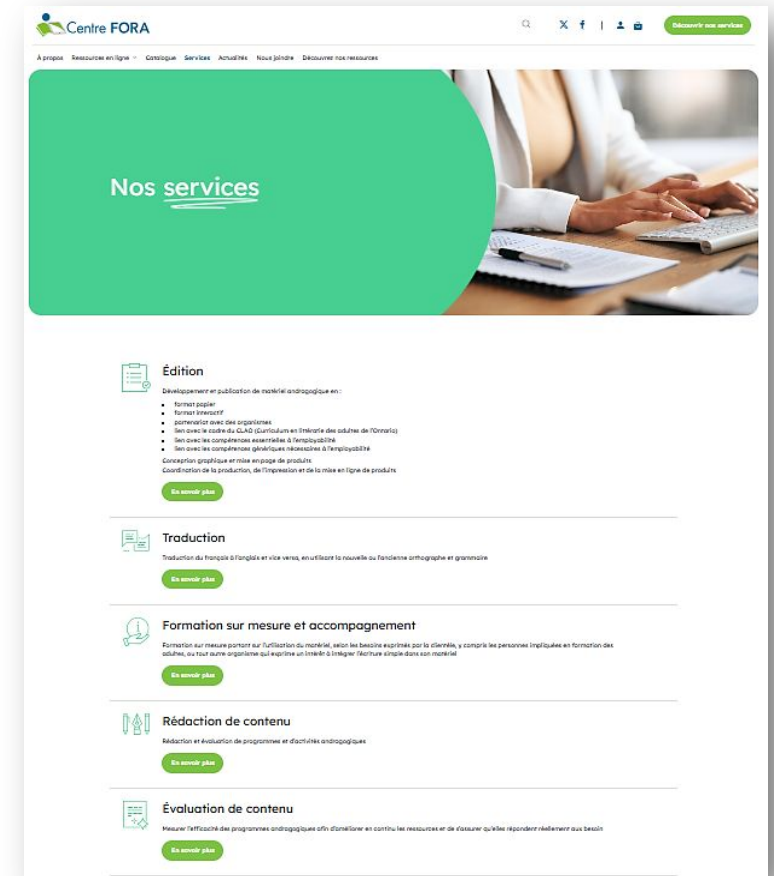
Centre FORA

Centre FORA has been developing French language resources for the past 33 years.

Please visit their new website to access these resources:  
[www.centrefora.com](http://www.centrefora.com)

For more information or a guided tour of the website, contact

- Jacqueline Gauthier, Executive Director  
[jgauthier@centrefora.com](mailto:jgauthier@centrefora.com)



**POP UP PD**  
free webinars for  
literacy educators



**Learning Networks  
of Ontario**

# Practitioner Tools and Resources



**POP UP PD**  
free webinars for  
literacy educators



# Low-Cost, No-Cost Assistive/Adaptive Technology

## Literacy Link South Central (LLSC)

LLSC has created a one-page resource that contains a list of free or low-cost assistive/ adaptive apps that support adult learners in specific challenge areas, including

- reading
- writing
- math
- note taking
- organization
- time management
- studying or test-taking

Apps are organized according to specific types of devices and include video demonstrations.

<https://irp.cdn-website.com/1a9192fe/files/uploaded/Low+cost+and+no+cost+apps+assistive+adaptive.pdf>

Challenge Area	FREE OR LOW COST APPS			
	Mac OS X Laptop or computer	Microsoft Windows Laptop or Computer	Apple iOS Phone	Android OS Phone
Reading	Immersive Reader ! Natural Reader % Speech !	Immersive Reader ! Natural Reader %	Immersive Reader ! Accessibility feature > Spoken content !	Immersive Reader ! Select to Speak !
Writing	Dictation ! Grammarly % XMind %	Microsoft Word ! Grammarly % XMind %	Dictation ! Grammarly %	Voice to text ! Grammarly %
Math	MSFT Math % AI Blaze !	Math Assistant % AI Blaze !	MSFT Math % AI Blaze !	MSFT Math % AI Blaze !
Notetaking	OneNote ! Google Keep ! Otter Voice Notes % LiquidText %	OneNote ! Google Keep ! Otter Voice Notes % LiquidText %	OneNote ! Google Keep ! Otter Voice Notes % LiquidText %	OneNote ! Google Keep ! Otter Voice Notes % Otter Voice Notes %
Organization	OneNote ! Mind Node %	OneNote ! Mindomo %	OneNote ! Mind Node %	OneNote ! Mindomo %
Time Management	myHomework % Pomofocus % Mindomo %	myHomework % Pomofocus % Mindomo %	myHomework % Pomofocus % Focus Keeper %	myHomework % Pomofocus %
Studying or Test-Taking	Quizlet % ChatGPT %	Quizlet % ChatGPT %	Quizlet % ChatGPT %	Quizlet % ChatGPT %

! - is free or built-in device      % - has a free version, but also has a premium version with a cost  
 - learn from demonstration video by clicking link on for demonstration



**POP UP PD**  
free webinars for  
literacy educators



**LNO** Learning Networks  
of Ontario

# Ontario's Pathways to Postsecondary Education for Adult Learners (bilingual)

CESBA, College Sector Committee for Adult Upgrading & ACE Distance (CSC)

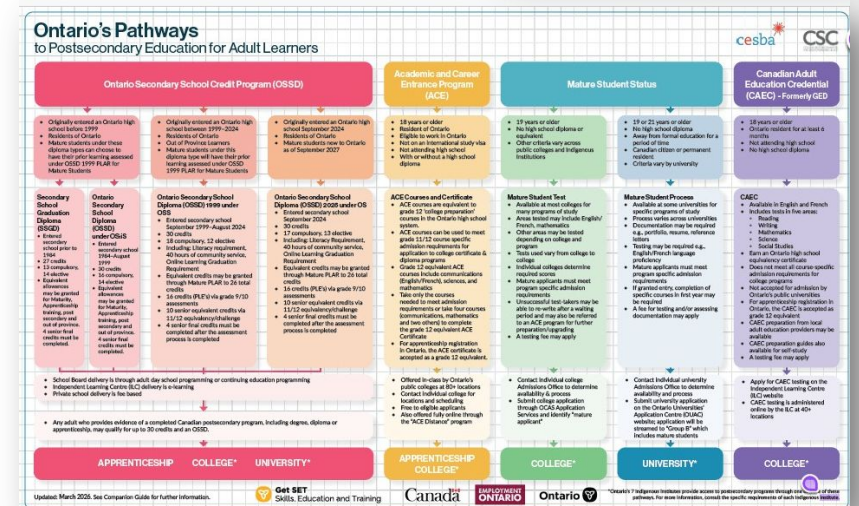
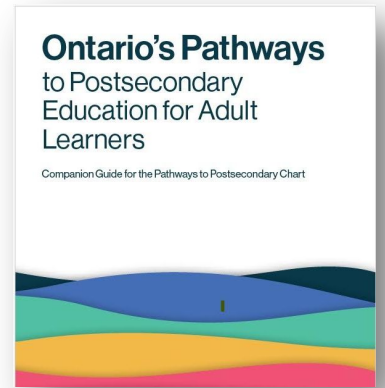
The new 2026 version of this resource describes the 4 main pathways to postsecondary education in Ontario with revised information on:

- OSSD
- Mature Student Status
- ACE Certificate
- CAEC

The resource includes two components:

1. Pathways to Postsecondary Chart (8.5 x 14 & poster size)
2. Companion Guide for the Pathways to Postsecondary Chart

See: <https://www.cscau.com/publications-and-resources-cscau> and <https://cesba.com/programs/get-set/>



**POP UP PD**  
free webinars for  
literacy educators



**Learning Networks of Ontario**

# Task Based Activities (TBA) Portal

## QUILL Learning Network

QUILL has updated and/or replaced all tasks on the existing TBA portal. Most of them have also been digitized.

Work is currently finishing up on a new portal, and QUILL is hoping to launch it soon. It will improve the user experience for Get SET staff, provide new filtering and search mechanisms, and include new ways for practitioners to provide feedback and contribute to future site developments.

The new site will also include topic-specific task bundles in all goal paths, and even more new tasks. All tasks will be reviewed on a regular basis to ensure each task is relevant and error-free.

Look for an announcement soon about the new TBA website and PD.

Until then the current TBA website is still available to use.



**POP UP PD**  
free webinars for  
literacy educators



 **Learning Networks  
of Ontario**

# Professional Development for Practitioners



**POP UP PD**  
free webinars for  
literacy educators



# pdplacedp e-training for Get SET Personnel

Community Literacy of Ontario(CLO), Laubach Literacy Ontario(LLO), CSC, CESBA, Contact North


PD Place offers online training to strengthen understanding of key components of the Get SET program.

Five (5) Orientation Courses are available on

- Ontario's Get SET Program
- Ontario Adult Literacy Curriculum Framework (OALCF)
- Get SET Performance Management Framework (PMF)
- EOIS-CaMS Orientation to Get SET e-Channel (PD Place)
- Get SET e-Channel

These courses are designed to be accessible anytime, self-directed and flexible, and easy to enroll and navigate

See <https://pdplacedp.contactnorth.ca/>



**POP UP PD**  
free webinars for  
literacy educators



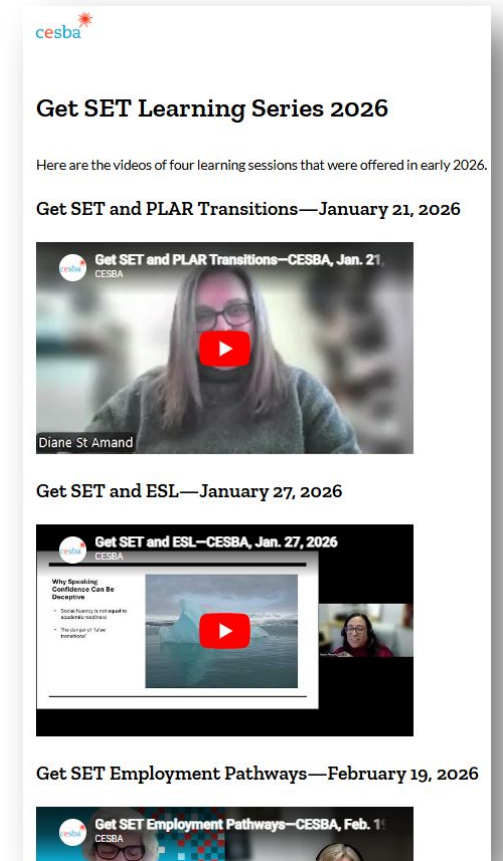
**LNO** Learning Networks  
of Ontario

# Virtual Learning Sessions - Recorded

CESBA

CESBA hosted 4 virtual learning sessions, which were recorded and are now on their website. <https://cesba.com/resources/get-set-learning-series-2026/>

- 1) Get SET and PLAR Transitions
  - Learn from a panel of four Get SET program leads and staff about their promising learner transition practices
- 2) Get SET and ESL
  - Learn how to support learners transitioning between Get SET and ESL programming
- 3) Get SET Employment Pathways
  - Learn how panelists launched their employment-specific training programs
- 4) Get SET and AI in the Classroom
  - Learn how panelists used AI in the classroom



**POP UP PD**

free webinars for  
literacy educators



**Learning Networks  
of Ontario**

# 2026 EOIS-CaMS Reference Guide for New Get SET Staff

College Sector Committee for Adult Upgrading & ACE Distance (CSC) and others

This updated reference guide contains step by step instructions and many screen shots to support new (and existing) EOIS-CaMS users in entering and updating CaMS data for the Get SET program.

See

<https://www.cscou.com/publications-and-resources-cscou>



**POP UP PD**  
free webinars for  
literacy educators



**LNO** Learning Networks  
of Ontario

# Niagara Common Frontline Resource Site

Learning Link Niagara (LLN)

Learning Link Niagara has created an online repository for all resources that were shared in their 6 Common Frontline meetings last year.

Resources and meetings are intended to support frontline staff in Get SET (Skills, Education & Training) programs, employment and allied services.

See <https://sites.google.com/view/niagaracflresource/home>



**POP UP PD**  
free webinars for  
literacy educators



**LNO** Learning Networks  
of Ontario

# Best Practices Guide to Culminating Tasks

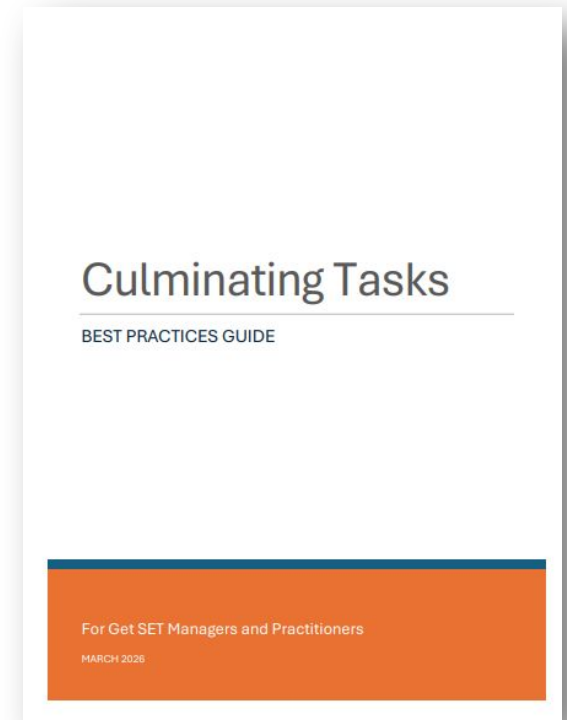
Learning Ontario Central South (LOCS), Laubach Literacy Ontario (LLO), Learning Connections Hamilton (LCH), Literacy Link Eastern Ontario (LLEO), Literacy Link South Central (LLSC), Literacy Northwest (LNW), QUILL Learning Network

This guide is intended for Get SET (Skills, Education and Training) program managers and practitioners who support learners with culminating task (CT) completion.

This guide was developed using the Ontario Adult Literacy Curriculum Framework (OALCF) Culminating Task User Guide 2024.

The CT Best Practices Guide will be fully showcased at an upcoming Working Group session in 2026 / 2027.

It is hosted on the [LBS Resource Forum](#) .



**POP UP PD**  
free webinars for  
literacy educators



# Get SET Competency Framework

COFA (Coalition ontarienne de formation des adultes)

COFA has created a practical tool that can support professional development, onboarding, workforce planning, and performance discussions. To complement the framework, COFA has also developed a digital badge system that recognizes demonstrated competencies and professional achievements.

A User Guide is available to help practitioners, organizations, and partners understand the framework and make the most of its many applications.

Both resources are available in French and English on this page: <https://badges.coalition.ca/referentiel-cofa/>

(French language resource to be released soon)

The image shows a screenshot of the COFA website and a user guide cover. The website header includes the COFA logo and navigation links: 'Accueil', 'Badges numériques', and 'Référentiel de la COFA'. The main heading on the website is 'Le référentiel de compétences pour les praticiennes et les praticiens du parcours Réussite'. Below this, there is a brief description of the framework and a button to 'Consultez le référentiel de compétences'. The user guide cover features the COFA logo, the title 'Competency Framework for Get SET Practitioners', and the subtitle 'User guide'. It includes an illustration of two people working together with gears and a lightbulb. At the bottom of the cover, there are logos for 'Get SET Skills, Education and Training', 'Canada', 'EMPLOYMENT ONTARIO', and 'Ontario'.



**POP UP PD**  
free webinars for  
literacy educators



# Pop Up PD Recordings from all prior years

Contact North, QUILL Learning Network, and others

Contact North hosts all Pop Up PD webinar recordings from 2015 to present.

For each webinar, you can

- Watch a playback
- View presentation slides
- Access additional resources (if applicable)

See

[https://e-channel.ca/practitioners/resources/pop-up-pd/2025-2026-pop-up-pd/ -](https://e-channel.ca/practitioners/resources/pop-up-pd/2025-2026-pop-up-pd/)

The screenshot shows the E-Channel Practitioner Website interface. At the top, there is a navigation bar with the E-Channel logo, 'Practitioner Website', language options (EN, FR), and menu items for Home, About Us, Resources, Courses, FAQ, and Contact Us. A visitor count of '10,000+ Visitors Annually!' is displayed on the right. Below the navigation bar is a video player with a play button and a 'Listen' button. The video title is '2025-2026 Pop Up PD'. Below the video player is a blue navigation bar with links for AI Bytes, Blended Learning, How-To Resources / Videos, Latest Pop Up PD, LBS Research, LBS Workforce / Workplace, Virtual Delivery, Web Conference Guides, and Webinars. At the bottom, there is a 'View By Year' section with a grid of year ranges from 2025-2026 to 2015-2016.



**POP UP PD**  
free webinars for  
literacy educators



# Research Reports Podcasts Published Works



**POP UP PD**  
free webinars for  
literacy educators



# "The Night the Library Stayed Open"

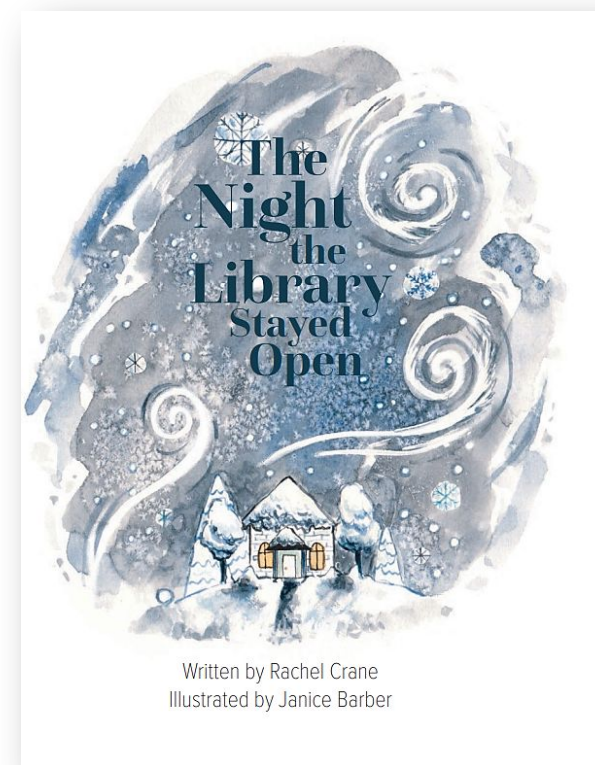
Learning Link Niagara (LLN)

With a focus on family literacy, this picture book can be enjoyed by adults who are learning to read alongside children.

The story follows neighbours who come together during a snowstorm and, along the way, explore the many forms of literacy we use every day— from computer skills (digital literacy) to emotional understanding and helping one another make sense of the world (relational literacy).

The book includes a facilitator/learning guide and can be used as a teaching and conversation tool in classrooms and community spaces alike.

Click here to see a [preview of the book](#) and email [operations@learninglink.ca](mailto:operations@learninglink.ca) to order some copies for your classroom or to distribute in your community.



**POP UP PD**  
free webinars for  
literacy educators



**Learning Networks  
of Ontario**

# Exploring Canada's Adult Literacy landscape: Innovative Approaches

Metro Toronto Movement for Literacy (MTML)

MTML has recorded 13 podcasts and created a companion guide to their literacy podcast series.

They showcase innovative provincial and territorial adult literacy programs and offer practical ideas that literacy practitioners can adapt in their own communities.

See

<https://www.mtml.ca/resources/podcasts-for-training/innovative-literacy-programs-across-canada> -

**EXPLORING CANADA'S LITERACY LANDSCAPE: INNOVATIVE APPROACHES**

A PROJECT BY METRO TORONTO MOVEMENT FOR LITERACY

Click on the province or territory initials to go directly to that section

**PGFL**  
Partnership for Growth and Literacy

**PODCAST SERIES ACCOMPANIMENT**  
by Gail McCullough

**Reading Together-NWT Literacy Council**  
Reading Together is a partnership between the NWT Literacy Council. Fathers and male caregivers incorporated at the complex can join the animals, signage and other bedtime comfort items for their children, mail to their child who can read along with the book.

**Dudes Club BC-Therapy Over Dinner**  
The Dudes Club in British Columbia started as a simple idea: create Indigenous men could connect, share, and support each other. What laughter, honesty, and something our podcast guests call therapy over not just their bodies, but their voices and their sense of community.

**Co-Creating Literacy in Alberta- Fincher Creek Project**  
Today's episode takes us to rural southern Alberta, in Fincher Creek, programming celebrates personal strengths and, at its heart, promotes the incredible co-creation between Indigenous and non-Indigenous in spirit of intentional, human-centred work. We're exploring a powerful about designing courses or services. It's an expression of personal

**St John Learning Exchange-New Brunswick**  
Today's episode takes us to Saint John, New Brunswick, where adult us experienced in school. We're exploring a wraparound, project has labour market—especially for learners who've often been left out of it. We're talking about education in the context of multi-generational job means to design learning for people who need flexibility, dignity, and

**Nunavut Justice Program by United for Literacy**  
Today, we're diving into United for Literacy's unique and powerful site in Canada's Arctic regions. It shows how literacy and educational institution. It's a reminder that support, persistence, and creativity

**Spotlight on Literacy Festival-Ontario**  
Today we're going to be shining a light on spotlight on literacy. It's a community initiative rooted in the Kingston, Gallopaw, Horton Park neighborhood of East Scarborough in Ontario. It all started back in 2012, in a small elementary school, and over the years has grown so much. Last year alone, more than 800 children and families came through the festival. What began as a way to bring the community together and raise awareness about literacy challenges in QSO has grown into something bigger: a celebration of learning, connection and those small, everyday moments that could make a real difference in a child's life.



**POP UP PD**  
free webinars for  
literacy educators



# Adult Learners in a Post-Pandemic World

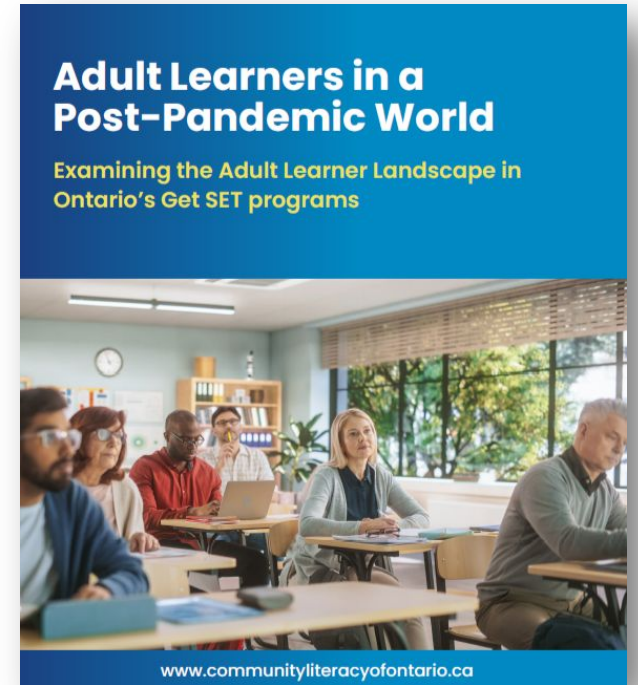
Community Literacy of Ontario (CLO), Simcoe Muskoka Skillforce (SMSF), Metro Toronto Movement for Literacy (MTML), Project Read Literacy Network (PRLN), Literacy Network Northeast (LNN)

In 2020, a series of major events began reshaping adult learning across Ontario

- The widespread impact of the COVID-19 pandemic
- The phased implementation of the Employment Services Transformation (ES Transformation)
- Shifting labour market demands and employer expectations

Based on a provincial survey, focus groups, and sector data, this report highlights:

- Changes in learner demographics and needs
- Impacts of ES Transformation and labour market shifts
- Challenges, successes, and strategies from Get SET agencies
- Actionable recommendations for service delivery



**POP UP PD**  
free webinars for  
literacy educators



# Literacy Development Stages to Support Instruction and Assessment

## AlphaPlus

This resource describes how we all acquire the skills, strategies and knowledge needed to become capable readers and writers — across five stages from emergent to highly advanced literacy.

It was built from observations of real teaching and learning.

The key purposes and benefits are

- Grounded in practice: derived from actual classroom observation
- Actionable: connected directly to assessment tools
- Contextualizing: help educators see where a learner is and where they're headed

The new resources are found in the [AlphaPlus OER Collection](#)

Literacy development stages to support instruction and assessment				
Stage 0: Emergent literacy	Stage 1: Initial reading and writing (aligned with K-3)	Stage 2: Reading and writing to learn (aligned with grades 4-8)	Stage 3: Specialized reading and writing (aligned with grades 9-12)	Stage 4: Advanced disciplinary literacy (aligned with post-secondary education)
Core developmental focus (Foundational adult learning programs most likely see adults at Stages 1, 2 and 3.)				
Language experimentation and print awareness Language-rich interaction and experimental engagement with print form the foundation of literacy. Adults, similar to children, use their oral language as a basis for literacy. They build oral vocabulary and develop phonological awareness through social interaction, rhymes, stories, and dialogic reading. Literacy emerges gradually through exposure to books, environmental print and early writing attempts.	Decoding, basic reading and mastering sound-letter relationships Adults, similar to children, must learn the alphabetic principle and begin decoding simple texts. Reading is supported by systematic phonics instruction combined with high-frequency word recognition and guided reading practice.	Fluency, comprehension and connecting general knowledge with text Learners consolidate decoding and begin reading with increasing fluency and comprehension. Spelling shifts from purely phonetic strategies toward pattern-based spelling (word families). Learners use their knowledge to support literacy development and build new knowledge through reading and writing.	Domain specific knowledge and literacy for work, school and to manage personal circumstances Literacy is a tool for building knowledge in specific domains (academic, work and institutional—legal, healthcare, housing). Adults encounter complex texts and must integrate comprehension strategies with vocabulary, conceptual understanding and analytical thinking.	Critical and theoretical knowledge using disciplinary concepts, frameworks and methods Literacy becomes discipline-specific and analytical. Adults in post-secondary programs, usually university, interpret complex texts, critique information, and construct arguments using evidence.
Instructional strategies				
Build oral language and early print awareness through dialogic read-alouds, storytelling and language play. Develop phonological awareness (rhymes, syllables, beginning sounds) and letter knowledge through verse, games and manipulatives. Model the connection between spoken and written language through shared writing, drawing, labeling and everyday functional texts (lists, notes, captions with photos). Use photo books and language experience stories, repetitive stories, rhymes and environmental print (signs, labels).	Provide systematic phonics instruction (letter-sound correspondences, blending, segmentation) supported by decodable texts and guided reading. Develop sentence construction and basic writing conventions through interactive writing and short compositions. Build sight word vocabulary and reinforce reading-writing connections through repeated reading, partner reading and structured word study. Use decodable texts, predictable readers, simple narrative and informational texts with a controlled difficulty range from grades one to three.	Consolidate reading fluency and automatic word recognition through varied texts and repeated reading. Teach orthographic patterns and spelling conventions alongside explicit comprehension strategies (summarizing, identifying main ideas, inference, text structure). Develop paragraph writing and multi-sentence texts through writing workshops emphasizing planning, drafting, revising and expanding academic vocabulary. Use short chapter books, plain language news sites (e.g. CBC, CTV), sites designed for middle school readers focused on science, history, politics, civics, legal issues or health with a controlled difficulty range from grades four to eight.	Teach disciplinary and domain specific reading and writing practices, including analyzing arguments, interpreting evidence, and synthesizing information from multiple texts. Develop morphological knowledge and subject specific vocabulary. Use inquiry projects, structured discussions, and note taking to support multi-paragraph writing such as explanations, reports and essays. Use textbooks, reference materials, literature, essays, more in depth news articles, encyclopedia entries, multimedia texts, etc. with a controlled difficulty range from grades nine to 12.	Develop advanced disciplinary literacy through research, analysis, and argumentation. Teach students to read scholarly and technical texts, evaluate sources, and synthesize evidence. Support the production of analytical essays, research papers, and professional texts, emphasizing rhetorical structure, audience awareness, and precision of vocabulary and syntax. Use scholarly articles, research papers, technical and scientific reports, complex literature, disciplinary texts from field of study or interest (e.g. History, science and engineering, psychology, business, healthcare, etc.).
Hierarchical (lower-order → higher-order) thinking and discussion to support reading and writing Creative thought processes using metaphors, analogies or storytelling could be apparent throughout the stages.				
<ul style="list-style-type: none"> <li>• Story and event retelling</li> <li>• Identifying characters and actions</li> <li>• Predicting from pictures</li> </ul>	<ul style="list-style-type: none"> <li>• Literal comprehension of simple narratives</li> <li>• Answering basic WH questions about people, places, things and events</li> </ul>	<ul style="list-style-type: none"> <li>• Summarizing, identifying main ideas</li> <li>• Organizing thoughts and texts with graphic organizers (i.e. cause and effect, compare)</li> </ul>	<ul style="list-style-type: none"> <li>• Interpreting ideas</li> <li>• Synthesizing information</li> </ul>	<ul style="list-style-type: none"> <li>• Critical interpretation</li> <li>• Synthesis of multiple sources</li> <li>• Evaluation of evidence, arguments and</li> </ul>



**POP UP PD**  
free webinars for  
literacy educators



**Learning Networks  
of Ontario**

# S5 Dynamic Learning Initiative (S5 DLI)

## 2025/2026 Resources



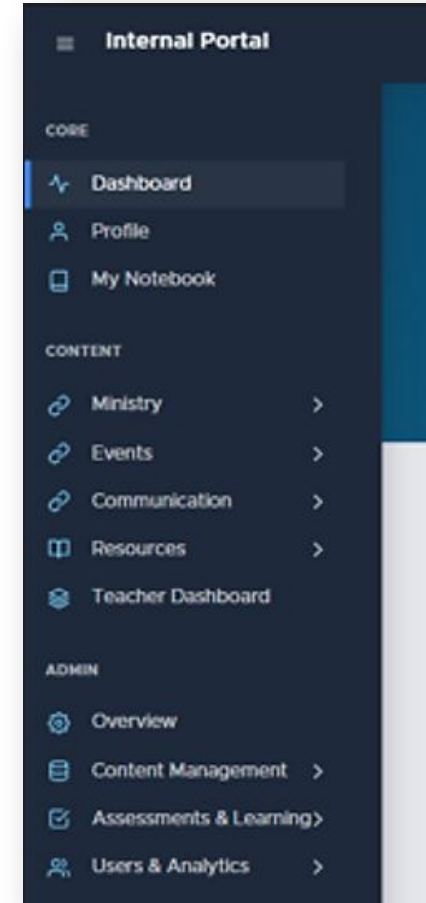
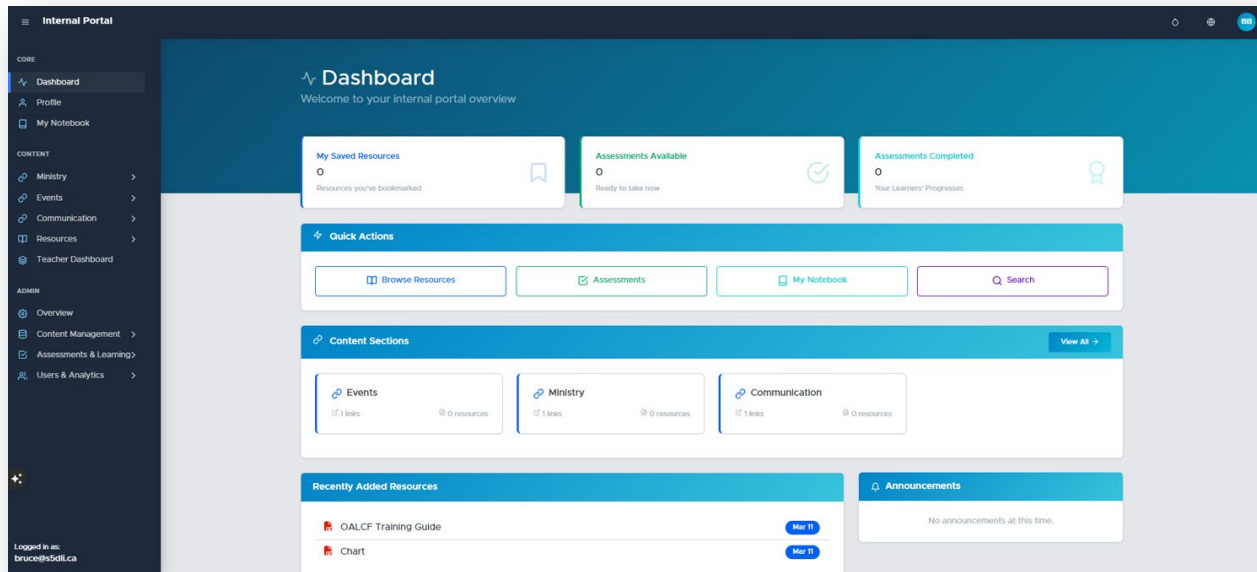
**POP UP PD**  
free webinars for  
literacy educators



# Assessment Tools on S5 Practitioner Resource Hub

## S5 Dynamic Learning Initiative

- S5 Practitioner Resource Hub – Registration required
- an in-house platform to serve as a centralized hub for Deaf stream resources



**POP UP PD**  
free webinars for  
literacy educators



**Learning Networks  
of Ontario**

# Assessment Tools on S5 Practitioner Resource Hub

## S5 Dynamic Learning Initiative

### ASL Assessment Tools

#### S5 DLI

- developed a framework for creating an ASL-based assessment tool using real-world scenarios.
- This tool will be used as an initial assessment to assess learners' functional skills in their first language, ASL.



#### Assessment Structure

The assessment is organized into **five sections**.

Section	Competency	Skill Area
Section 1	A3	ASL comprehension
Section 2	B1	ASL interaction
Section 3	C	Numeracy
Section 4	D	Digital technology
Section 5	E	Learning management

Each section contains **video-based prompts** and **ASL responses recorded by learners**.

## ASL Video Assessment Framework

Get SET Deaf Programs

OALCF & ESKARGO Aligned Task-Based Assessment



**POP UP PD**  
free webinars for  
literacy educators



# Assessment Tools on S5 Practitioner Resource Hub

## S5 Dynamic Learning Initiative

These assessment tools are found on the S5 Practitioner Resource Hub:

Ongoing Assessment Tools (OGAT) – 16 resources

- Level 1 - 30 tools
- Level 2 - 16 tools
- Level 3 - 8 tools

1. Find and write four things from the flyer about the WHMIS Training Course.
2. How much does the WHMIS Training Course cost?
3. Where is the Deaf Employment Centre?
4. Find and circle the part on the flyer that shows the event is accessible for Deaf people.
5. Why do you need to reserve your seat for the WHMIS Training Course?

**Deaf Employment Centre**

**WHMIS Training Course**

**What you will learn**

- Workplace Safety
- WHMIS 1988 and 2015
- WHMIS Symbols
- Techniques to Protect Yourself from Hazards
- Emergency Response to Chemical Spills
- Where to Access Information

**WHMIS SYMBOLS**

- Gas Cylinder
- Flames Over Circle
- Flame
- Poisonous Material
- Corrosions

**YOUR RIGHTS AT WORK IN ONTARIO**

The Employment Standards Act, 2000 (ESA) is a law in Ontario. It protects workers and makes sure workplaces are fair. **Your employer and boss must follow these rules. You cannot get in trouble for using your rights.**

**WHAT YOU NEED TO KNOW**

**PUBLIC HOLIDAYS**  
Some days are paid holidays, like Canada Day.  
Most workers get the day off and still get paid.

**VACATION TIME**  
After working 12 months, most workers get:  
• Vacation days off, and  
• Vacation pay (extra money added to pay)

**MINIMUM WAGE**  
Workers must be paid the minimum wage or more. Your boss cannot pay you less.

**IF YOU LOSE YOUR JOB**  
Your boss must give you:  
• Written notice, or  
• Money instead of a written notice

**WORK HOURS & BREAKS**  
There are rules about:  
• How many hours you can work in a day  
• When you can get a meal break  
• Rest periods  
• Overtime pay  
You must get a 30-minute break after 5 hours of work.

**LEAVES FROM WORK**  
Workers can take time off include:  
• Being sick  
• Having a baby  
• Caring for family  
Your job is protected while you are on a leave.

**OTHER RIGHTS**  
Workers may also have rights to:  
• Severance pay  
• Special rules for certain jobs  
• Rules that protect temp agency workers

**NEED HELP? LEARN MORE ABOUT YOUR RIGHTS**  
Visit our website or contact us

Ontario.ca/employmentstandards

1-866-567-8893

1-800-531-5551

@ONTatwork @OntarioAtWork @Ontarioatwork

**LITTLE PAPER FAMILY**

**City Responds to Heat Wave with Cooling Centre and Safety Training**

Cooling centres, employers, and training programs work together to protect workers, students, and residents during extreme heat.

The city opened a new cooling centre this week after a heat wave caused problems which affected daily routines, workplaces, and schools across the region. The centre is located at the Main Street Community Hall and provides free water, air conditioning, and seating. City officials say the centre helps to support public health, especially for outdoor workers, students in summer programs, and people without air conditioning at home.

In addition to the cooling centre, the city partnered with local employers and training programs to reduce heat-related risks. Some workplaces adjusted their schedules to avoid the hottest part of the day. Training centres also offered lessons on how to stay safe while working in extreme heat conditions. "Learning how to stay safe in extreme heat is an important skill," said Jordan Lee, a workplace safety instructor. Apprentices and trainees in construction and maintenance programs were also taught how to recognize signs of heat exhaustion and what steps to take to stay hydrated and safe on the job.

Community organizations and colleges also supported the city's response. They shared information and encouraged people to attend free information sessions. These sessions explained workers' rights, health guidelines, and long-term planning for future heat waves.



**POP UP PD**  
free webinars for  
literacy educators



**LNO Learning Networks of Ontario**

# Bridging to Deaf Success (BDS) – Phase 3

## S5 Dynamic Learning Initiative

This new assessment

- replaces Signposts and DeafCAMERA. DeafCAMERA assessment is no longer used.
- revises the old Bridging to Deaf Success (Signposts) curriculum to align with OALCF.

Phase 3 focuses on developing new competency-based assessment tools for the Employment Path.

**WE ARE CLOSING EARLY  
TODAY.**

**LOCK THE DOORS AT  
8:00 P.M** 

**MAKE SURE ALL  
CUSTOMERS LEAVE THE  
STORE.**

**AFTER THAT, COUNT THE  
INVENTORY** 



**POP UP PD**

free webinars for  
literacy educators



**Learning Networks  
of Ontario**

# Workforce Literacy (WFL) eCourses for learners

## S5 Dynamic Learning Initiative

S5 DLI created ASL videos for Level 1: Empowering Employment Growth (10 modules)

- Building Employability Skills
- Workplace Communication Basics
- Time Management
- Workplace Manners
- Workplace Ethics
- Teamwork and Collaboration
- Workplace Expenses
- Workplace Signs
- Digital and Social Awareness
- New Job Onboarding

Hosted on S5 DLI Canvas (registration required)

The screenshot shows a course interface for 'Empowering Employment Growth' (EEG) Lifetime Cohorts. At the top, there is a green header with a bar chart showing growth from 'GOAL' to 'JOB'. Below the header, the course title 'Empowering Employment Growth EEG Lifetime Cohorts' is displayed with icons for a document, chat, and folder. The main content area features a video player with a woman speaking. To the left of the video, there is text explaining body language: 'What is Body Language? Body language is how we use our body to show how we feel. For example, if someone crosses their arms, they might feel upset or not want to talk. But sometimes crossing your arms just means you feel comfortable, safe or maybe you're cold. Leaning forward with your body usually means you are listening or interested in what someone is saying.' Below the video, there is an interactive activity with instructions: 'Instructions: Drag the words into the correct boxes'. The activity consists of a list of 14 items, each with a blue box to its left, and a list of 14 words on the right to be dragged into the boxes. The words are: Solutions, Solve, Disrupt, Clarification, Misunderstanding, Pace, Posture, Distractions, Interrupt, Leaning, Resistant, Confusion, Feedback, Valuing, Attention, Feedback, Professional, Technology, and Confidence.



**POP UP PD**  
free webinars for  
literacy educators



**LNO** Learning Networks  
of Ontario

# 6 Culminating Tasks for Deaf Stream

## S5 Dynamic Learning Initiative (S5 DLI)

The following new culminating tasks have been created for the Deaf Stream and should be available soon.

### Employment Goal Path

- Starting and Succeeding at a New Job
- Navigating Transit for a New Job

### Independence Goal Path

- Completing a Housing Rental Application
- Navigating Transit to a Community Event

### Post-Secondary Goal Path

- Preparing for College Success
- Choosing My Post-Secondary Pathway

👋 Samuel Greene Cleaning Services

### NEW EMPLOYEE INFORMATION FORM

**EMPLOYEE INFORMATION:**

FULL NAME:

ADDRESS:

CITY:  PROVINCE:

POSTAL CODE:  COUNTRY:

PHONE NUMBER:

EMAIL:

D.O.B:

**WORKPLACE INFORMATION**

College Program Options Worksheet

	Algonquin	Gallaudet	RIT - NTID
<b>Program Information</b>			
Program Name	Social Services Worker	Sociology	Human Services
Length of Program			
Type of Degree			
Delivery Format			
Language Access			
Co-op/Internship			
Career Pathway			
<b>Admission Requirements</b>			
Academic Requirements			
Other Requirements			
Documents Needed			
How to Apply			
Application Deadline			



**POP UP PD**  
free webinars for  
literacy educators



# Practitioner Resources

## S5 Dynamic Learning Initiative (S5 DLI)

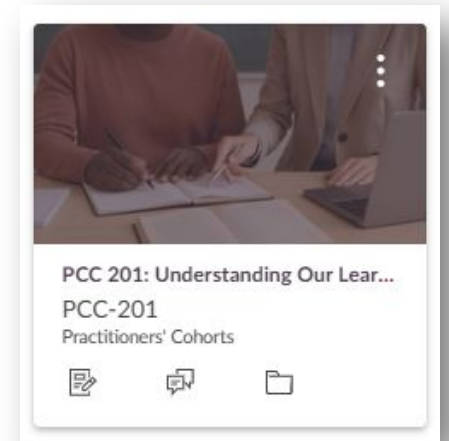
S5DLI has created two new Practitioner Resources.

### Practitioner Certificate Course – For Deaf Practitioners (Canvas)

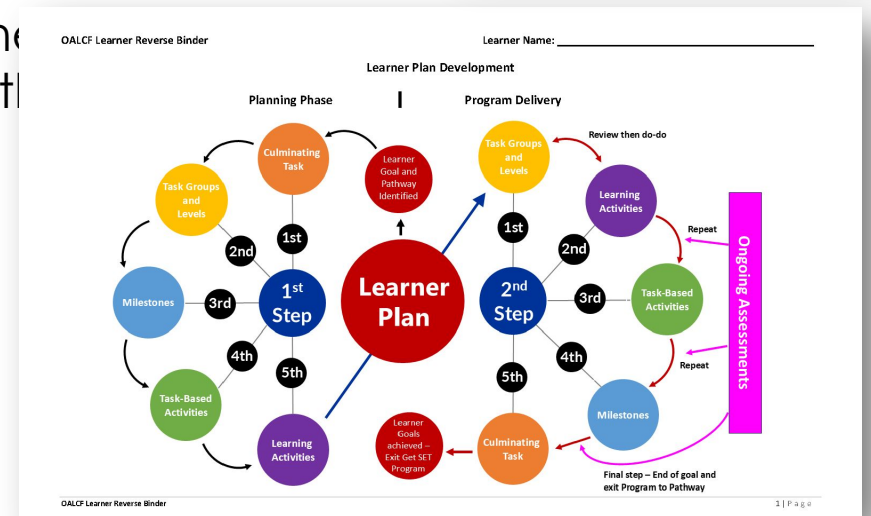
- Content Development - Level 202

### Reverse Binder

- Can make it available on a resource site (to be determined)
- Modified the RCDSB template, working backwards from the Culminating Task to support learner plan development



OALCF Learner Reverse Binder				OALCF Learner Reverse Binder				OALCF Learner Reverse Binder							
Learner Name: _____				Learner Name: _____				Learner Name: _____							
Description:				Description:				Description:							
OALCF Culminating Task	OALCF Milestones	Competency-based Assessment	OSAT Assessments	OALCF Culminating Task	OALCF Milestones	Ongoing Assessment Activities	OSAT Assessments	OALCF Culminating Task	OALCF Milestones	Ongoing Assessment Activities	OSAT Assessments	Task-Based Activities	Program Learning Activities		
<b>Final Content Task</b> ALL - Read and write to learn specific details. PL - Read and write to find specific information.				<b>Reverse with Others</b> ALL - Participate in peer-to-peer conversations to exchange information and to give and receive feedback. PL - Give and receive feedback and assess to determine opportunities to learn together.				<b>Message-Making</b> ALL - Compare and contrast text to identify similarities and differences. PL - Compare and contrast text to identify similarities and differences.				<b>Message-Making</b> ALL - Compare and contrast text to identify similarities and differences. PL - Compare and contrast text to identify similarities and differences.			
<b>Message-Making</b> ALL - Compare and contrast text to identify similarities and differences. PL - Compare and contrast text to identify similarities and differences.				<b>Message-Making</b> ALL - Compare and contrast text to identify similarities and differences. PL - Compare and contrast text to identify similarities and differences.				<b>Message-Making</b> ALL - Compare and contrast text to identify similarities and differences. PL - Compare and contrast text to identify similarities and differences.				<b>Message-Making</b> ALL - Compare and contrast text to identify similarities and differences. PL - Compare and contrast text to identify similarities and differences.			
<b>Extend Information</b> ALL - Analyze, synthesize, and present information. PL - Analyze, synthesize, and present information.				<b>Extend Information</b> ALL - Analyze, synthesize, and present information. PL - Analyze, synthesize, and present information.				<b>Extend Information</b> ALL - Analyze, synthesize, and present information. PL - Analyze, synthesize, and present information.				<b>Extend Information</b> ALL - Analyze, synthesize, and present information. PL - Analyze, synthesize, and present information.			



**POP UP PD**  
free webinars for  
literacy educators



**LNO** Learning Networks  
of Ontario

# Emergent Level Learning Activities (ELLA)

## \$5 Dynamic Learning Initiative (\$5 DLI)

\$5DLI developed 2 packets across 3 emergent levels

- to recall personal information and fill out forms
- to communicate with others using simple sentences
- Level A – Foundation Skills (Practitioner-led)
  - Learners recognize when they need help and copy simple help words and phrases using images, ASL signs, and printed English words with full instructor support.
- Level B – Functional Skills (Shared learning)
  - In addition to Level A, learners use short, functional help questions by completing partial sentences and selecting appropriate words, with practitioner support.
- Level C – Application Skills (Learner-led)
  - Learners apply help-seeking skills in short real-life scenarios by completing partial sentences and filling in missing words to communicate more independently.

A screenshot of a digital 'Learner Information Card' form. The form has a blue header with the title 'Learner Information Card'. Below the title is a blue box with a white circle and the text 'Add learner's photo'. To the right of this box are five input fields, each with a colored icon: a person icon for 'Name', a house icon for 'Address', a phone icon for 'Phone', a calendar icon for 'Age', and a calendar icon for 'Month'. At the bottom right of the form is a barcode.

### PERSONAL INFORMATION

#### BASIC INFORMATION

Full Name: \_\_\_\_\_  
Address: \_\_\_\_\_  
City: \_\_\_\_\_  
Province: \_\_\_\_\_ Postal Code: \_\_\_\_\_  
Phone Number: \_\_\_\_\_  
Date of Birth: \_\_\_\_\_

#### TODAY'S DATE

Day: \_\_\_\_\_  
Month: \_\_\_\_\_  
Year: \_\_\_\_\_  
MM/DD/YYYY  
Weather: ☀️ ☁️ 🌧️ 🌨️ 🌡️ 🌬️ 🌪️



POP UP PD

free webinars for  
literacy educators



# Service Coordination



**POP UP PD**  
free webinars for  
literacy educators



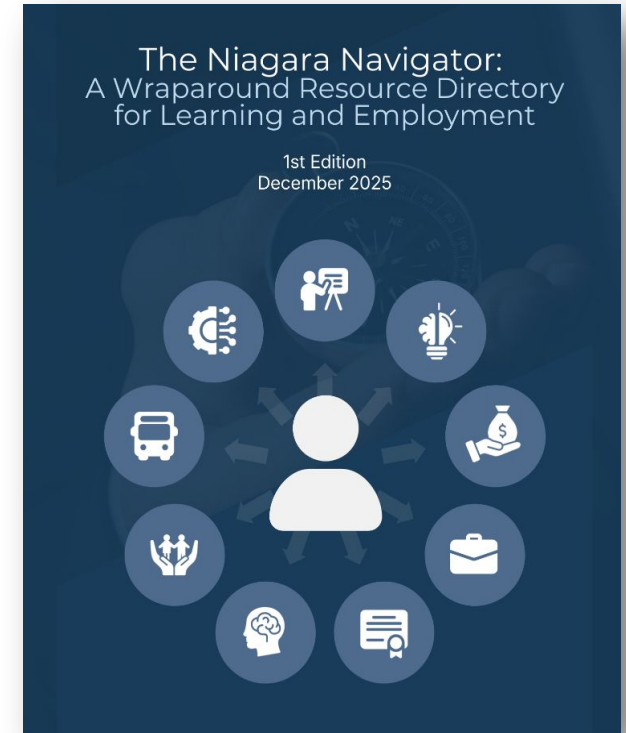
# Niagara Navigator: A Wraparound Resource Directory

Learning Link Niagara (LLN)

This resource exists to help service providers find free or low-cost education, employment and wraparound support services and programs.

It acts as a comprehensive map for navigating community resources across the Niagara region.

See [digital copy](#)



**POP UP PD**  
free webinars for  
literacy educators



**LNO** Learning Networks  
of Ontario

# Get SET Northeast Toolkits

## Literacy Network Northeast (LNN)

This toolkit (available in French and English) is designed to support community partners in understanding and referring adults to Get SET programs within the northeast region.

It highlights how learners can build essential reading, writing, math, digital, and life skills in a supportive, flexible, and client-centred environment aligned with the Ontario Adult Literacy Curriculum Framework (OALCF).

The toolkit emphasizes collaborative case management, inclusive learning approaches, and practical skill development to help learners achieve personal, educational, and employment-related goals.

**Skills, Education and Training (Get SET)**  
Our programs help adults build reading, writing, math, and computer skills for everyday life, work, and school.

**WHAT is Get SET?**

**Designed for Success!**

All Programs Are:

- ✓ **Free** - No cost
- ✓ **Flexible** - We offer one-on-one or small group learning based on individual goals
- ✓ **Supportive** - We meet people where they're at, and help them reach their goals
- ✓ **Collaborative** - We work with you and your client to help our client reach their goals

**QU'EST-CE que parcours Réussite?**

**Conçu pour réussir!**

✓ **Gratuit** - Sans frais

- Nous offrons des sessions en petits groupes, selon les besoins de chacun.

is allons au rythme de chacun à atteindre ses objectifs.

vaillons avec l'agence et le atteindre ses objectifs.



**POP UP PD**

free webinars for  
literacy educators



Learning Networks  
of Ontario

# Partner Referral Link / Get SET Referral Form

## The Mid North Network (MNN)

A public referral link developed through a Northern-wide Get SET initiative to give referral partners one consistent entry point for connecting learners to Get SET services across Northern Ontario.

The form supports more accurate routing by collecting location, service type, goal path, and client information so referrals can be directed to the correct service provider.

A one-page promotional sheet was created for referral partners that includes Get SET information and a QR code/link to the referral button.

## MNN Get SET Referral Form

Get SET (Skills, Education and Training) Referral Form

Language

### Get SET (Skills, Education and Training) Referral Form

\*Formerly Literacy and Basic Skills (LBS)

Thank you for your interest in referring a client to our services. Please fill out the following form to provide us with the necessary information about the person you are referring. This will allow us to direct your referral to the correct service provider within our network.

*The Get SET Program is for eligible individuals in Ontario who want to improve their literacy, numeracy, communication, interpersonal, or digital skills to move toward employment, education, apprenticeship, secondary school, or greater independence.*

1 Location — 2 Service Type — 3 Goal Path — 4 Personal Info



**POP UP PD**  
free webinars for  
literacy educators



# Get SET Provider Portal


## The Mid North Network (MNN)

A secure provider portal developed through the Northern-wide Get SET initiative to strengthen coordination among Get SET service providers.

The portal supports learner, referral, and provider-information management through a shared regional access workflow.

Portal training was completed, and was shared with Get SET providers in both English and French.

Get SET Provider Portal  
Registration is required



**POP UP PD**  
free webinars for  
literacy educators



**Learning Networks  
of Ontario**

# PLEASE COMPLETE THE **EVALUATION** AT THE END OF THIS WEBINAR

Your feedback is vital!

It helps us to plan future Pop Up PD sessions and is an integral part of our reporting to Ministry. These evaluations help demonstrate the value of, and demand for, Pop Up PD in our professional community.

Thank you for taking the time to share your thoughts and for helping us continue to deliver informative webinars like this one.



**POP UP PD**  
free webinars for  
literacy educators



Webinar resources: [Pop Up PD Resources for LBS Educators](#)

Please complete the short evaluation survey that will pop up on your screen when you exit this webinar.

Thank you!

THANK  
YOU



POP UP PD

free webinars for  
literacy educators



POP UP PD  
free webinars for  
literacy educators

